


ANNUAL Report

Fort Calhoun Community Schools

2015-16



“Gateway to the Past . . . Pioneers of the Future”

www.fortcalhounschoos.org

This publication contains information reflecting the 2014-15 school year. Publishing an annual report allows the Fort Calhoun Community Schools to meet Nebraska Department of Education, Rule 10 category 010.01A. More importantly, it provides an opportunity to share information with the school-community and others interested in the local schools. Data from school districts across the state can be found at the Nebraska Department of Education website. (www.education.ne.gov)



MISSION STATEMENT

The mission of the Fort Calhoun Community Schools is to **F**oster Learning in an inspiring and caring environment, provide **O**pportunities for all students to be successful, instill the attributes of **R**espect and **R**esponsibility among staff and students alike, and present students with the **T**ools to Succeed in life.

GOVERNING VALUES

We believe:

- ...all people can learn.
- ...in promoting the worth and self-esteem of every student.
- ...we must provide quality education for all youth according to their needs.
- ...education should be a positive experience in a safe and caring environment.
- ...everyone must be accountable for the education of youth. (Education is the shared responsibility of all.)
- ...students must be prepared to contribute to society as life-time learners.
- ...high expectations produce high achievers.
- ...the future of our democratic society depends upon education and involved citizens.

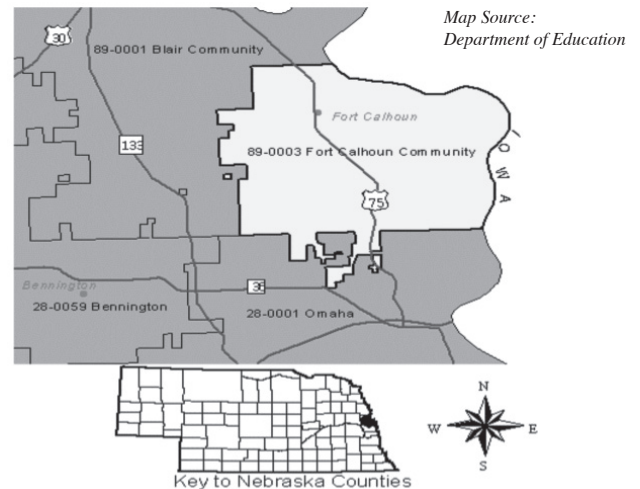


SCHOOL IMPROVEMENT & GOALS

► All students will improve math scores across the curriculum.

The focus of the School Improvement program for the 2014-15 school year was reorganization and staff development. The 2014-15 school year was the third year of reorganization of our School Improvement efforts. Our Elementary Principal has been appointed to lead these efforts and the team. The process was also improved by the addition of Data Instructional Leaders being appointed at both buildings. These additional personnel positions were implemented to enhance the School Improvement process. These new positions along with the new standards have given our District a new and more focused approach to the School Improvement process. This process culminated with the AdvancED visitation which was very successful. The schools received very high marks and praise from the evaluators, and asked to use some of our practices as models for future visitations at other schools.

THE FORT CALHOUN SCHOOL-COMMUNITY



The Fort Calhoun Community School District is located in the southern portion of Washington County, Nebraska, just north of Omaha. To the northwest of Fort Calhoun is the Blair community and school system. East of the Fort Calhoun School District is the Missouri River and to the south is the city of Omaha and the Omaha Public School District. The community of Fort Calhoun lies just outside the Omaha metropolitan area. The Fort Calhoun Community School District contains approximately 58 square miles with 56 square miles located in Washington County and two square miles in Douglas County. The assessed valuation of the District is \$331,890,683.



SCHOOL ACCREDITATION

The focus of modern accreditation is to help schools continually improve student performance and school conditions. All facilities and programs in the Fort Calhoun Community Schools meet Rule 10 accreditation standards as set by the Nebraska Department of Education. In addition, the Elementary School and Junior-Senior High School are members of the AdvancED Accreditation Systems for accreditation and school improvement. The Fort Calhoun Community Schools hosted a Quality Assurance Review during the 2014-2015 school year which was passed with flying colors. We are currently developing a true improvement process from the review suggestions that will be embedded in our district for years to come.

ENROLLMENT

| Year | K | 1 | 2 | 3 | 4 | 5 | 6 | 7 | 8 | 9 | 10 | 11 | 12 | Total |
|---------|----|----|----|----|----|----|----|----|----|----|----|----|----|-------|
| 2005-06 | 35 | 42 | 35 | 37 | 39 | 41 | 43 | 46 | 53 | 48 | 57 | 57 | 47 | 580 |
| 2006-07 | 38 | 33 | 40 | 35 | 36 | 38 | 42 | 51 | 46 | 53 | 54 | 52 | 54 | 572 |
| 2007-08 | 25 | 31 | 38 | 38 | 44 | 41 | 39 | 42 | 54 | 52 | 48 | 52 | 60 | 564 |
| 2008-09 | 28 | 26 | 34 | 37 | 38 | 47 | 44 | 49 | 46 | 55 | 54 | 45 | 53 | 556 |
| 2009-10 | 28 | 26 | 34 | 37 | 38 | 47 | 44 | 49 | 46 | 55 | 54 | 45 | 55 | 586 |
| 2010-11 | 35 | 29 | 30 | 38 | 39 | 40 | 47 | 49 | 49 | 49 | 60 | 51 | 46 | 562 |
| 2011-12 | 32 | 33 | 28 | 30 | 41 | 40 | 39 | 53 | 49 | 55 | 49 | 59 | 54 | 562 |
| 2012-13 | 38 | 34 | 34 | 31 | 34 | 41 | 43 | 56 | 57 | 47 | 59 | 52 | 63 | 589 |
| 2013-14 | 40 | 38 | 37 | 39 | 32 | 33 | 41 | 50 | 54 | 55 | 50 | 60 | 51 | 580 |
| 2014-15 | 33 | 45 | 41 | 40 | 41 | 36 | 34 | 44 | 51 | 55 | 59 | 45 | 59 | 612* |

* includes 29 Pre-Kindergarteners

STUDENT CHARACTERISTICS 2014-15

| Characteristics | State Average | District |
|--|---------------|----------|
| Eligible for free and reduced price meals | 44.17% | 18.14 |
| Moving in or out during the school year (mobility) | 12.25% | 4.12 |
| Learning the English language | 6.2% | .0003% |
| Receiving special education services | 14.71% | 16.47% |
| High Ability Learning | 14.51% | 13.38% |
| Attendance rate | 95.18% | 96.60% |

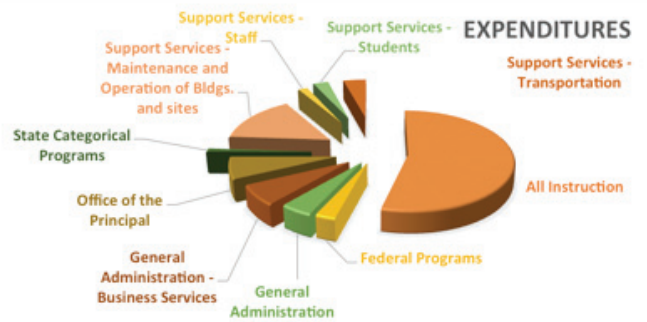
*Based on pre-kindergarten through 12th grade Fall enrollment (Data source, Nebraska Department of Education)

GRADUATION RATE

GRADUATION RATES

| Year | 2012-13 | 2013-14 | 2014-15 |
|----------|---------|---------|---------|
| District | 100% | 100% | 100% |

FINANCES

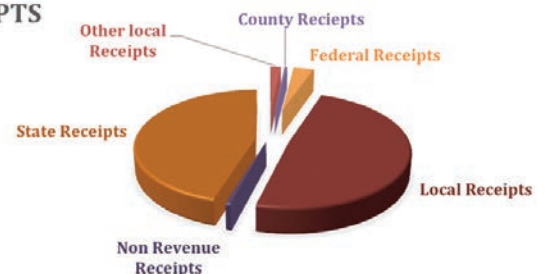


2014-15 Expenditures

| | | |
|--|-------------|--------|
| All Instruction | \$3,710,240 | 54.18% |
| Federal Programs | \$188,361 | 2.75% |
| General Administration | \$299,220 | 4.37% |
| General Administration-Business Services | \$453,704 | 6.62% |
| Office of the Principal | \$488,893 | 7.14% |
| State Categorical Programs | \$69,834 | 1.02% |
| Support Services - Maintenance and Operation of Bldgs./Sites | \$1,053,351 | 15.38% |
| Support Services - Staff | \$111,882 | 1.63% |
| Support Services - Students | \$188,201 | 2.75% |
| Support Services - Transportation | \$284,870 | 4.16% |

Total Expenditures \$6,848,556 100.00%

RECEIPTS



2014-15 Receipts

| | | |
|----------------------|-------------|--------|
| Other Local Receipts | \$112,084 | 1.64% |
| County Receipts | \$28,822 | 0.42% |
| Federal Receipts | \$221,213 | 3.23% |
| Local Receipts | \$3,343,568 | 48.85% |
| Non Revenue Receipts | \$40,699 | 0.59% |
| State Receipts | \$3,098,021 | 45.26% |

Total Receipts \$6,844,407 100.00%





FINANCES

A levy override impacted fiscal years from 2006-07 through 2009-2010 with an amount of \$.20 voted allowable above the statutory levy limit. The purpose of the levy override was to address financial obligations of the district, debt retirement, and to build cash reserve. All were achieved. During the 2013-14 school year, the district had no short-term borrowing, and overall budget operations ended the fiscal year with a positive balance.

BUILDING/SINKING FUND – Budget - \$927,156. Funds are available to pay for major costs of improvements to the district’s facilities. Building Fund monies can be accumulated from year to year and may be used to supplement furnishings in the new facility. Other building improvements, maintenance and repairs may be paid from the General Fund category “Operation and Maintenance of Plant.”



TEACHING EXPERIENCE & DEGREES

| Average Years of Teaching Experience | | | % of Teachers with Master’s Degrees | | |
|--------------------------------------|-------|----------|-------------------------------------|-------|----------|
| | State | District | | State | District |
| 2014-15 | 14.34 | 15.07 | 2014-15 | 52.16 | 55.81 |

Data from Nebraska Department of Education



CERTIFIED & CLASSIFIED STAFF

| | | |
|-------|-----|--|
| 48 | FTE | Instructors |
| 1.0 | FTE | Nurse |
| 4.0 | FTE | Administration |
| 6.24 | FTE | Food Service |
| 5.22 | FTE | Office Personnel |
| 5.7 | FTE | Maintenance |
| 13.23 | FTE | Para-educators (general ed. & special ed.) |
| 7.0 | FTE | Regular drivers |

FTE = Full time equivalency - district-wide, employed for 2014-15

STUDENT-TEACHER RATIO

Pre-K – Grade 12

1/12.75





LEARNING CLIMATE

Fort Calhoun Community Schools District is accredited through the NCA AdvancED and the Nebraska Department of Education. Pioneers For Education (PFE), the Fort Calhoun Athletic Booster Club, Band Boosters and Post-Prom Committee, the Pioneer Fund Foundation, local service organizations, school staff, parents and patrons of the district work together in support of student efforts. Graduating seniors participate in exit interviews, and complete surveys related to their school experiences. Parent-Teacher Conferences provide opportunities for parents and instructors to discuss students, their academic progress, and educational plans face to face. Attendance during the 2014-15 school year: **Elementary** – Fall = 96%; Spring = 95%; **Secondary** – Fall = 66%; Spring = 53%. Interactive school/student/teacher information is available through PowerSchool™ whose use has greatly increased. District website contacts have allowed parents to continually monitor their students' progress and conference with teachers.



TRANSPORTATION

The district transported an average of over 200 students each day. During the 2014-15 school year, four (4) daily rural routes covered 65,123 miles with another 32,398 miles for activity transportation. Special education transportation services are provided to qualifying students and are included in these numbers. An additional route is in the discussion stage for the 2015-16 school year to transport Option Enrollment students.



FOOD SERVICE

The Fort Calhoun Community Schools food service program is self-supporting and participates in the federal reimbursement program for commodities and meal reimbursements. We continue to comply with the necessary procedures to receive additional reimbursement under the Healthy Hunger-Free Kids Act program which incorporates more whole grains and fruits/vegetables into the daily offerings. The total program follows dietary guidelines mandated by the USDA to provide daily, balanced meals at a reasonable cost. During the 2014-15 school year: Average daily breakfast participation was - Elementary, 19.7 students; Secondary – not offered. Average daily lunch participation was – Elementary, 18,604 students and 5.1 adults; Secondary, 213.91 students and 6.95 adults. Figures reported for students reflect reimbursable, “Type A”, reimburseable student meals. “A la carte” food items and milk are available for purchase. Meals are also available to qualifying students for free or at reduced prices.

TESTING PROGRAM RESULTS 2014-2015

Reading

Overall Performance Percentages of Proficiency

| | Grade 03 | Grade 04 | Grade 05 | Grade 06 | Grade 07 | Grade 08 | Grade 11 |
|----------|----------|----------|----------|----------|----------|----------|----------|
| State | 82 | 81 | 83 | 81 | 82 | 79 | 69 |
| District | 97 | 80 | 92 | 94 | 98 | 90 | 87 |

Math

Overall Performance Percentages of Proficiency

| Years | Grade 03 | Grade 04 | Grade 05 | Grade 06 | Grade 07 | Grade 08 | Grade 11 |
|---------------|----------|----------|----------|----------|----------|----------|----------|
| 2013-14 | 90 | 85 | 97 | 80 | 88 | 87 | 81 |
| State 13-14 | 76 | 77 | 76 | 72 | 72 | 66 | 61 |
| 2014-15 | 92 | 80 | 95 | 73 | 98 | 90 | 67 |
| State 2014-15 | 78 | 77 | 76 | 72 | 73 | 68 | 61 |

Science

Overall Performance Percentages of Proficiency

| Year | Grade 04 | Grade 08 | Grade 11 |
|-----------------|----------|----------|----------|
| Local 2012-13 | 98 | 81 | 85 |
| Local 2013-2014 | * | 81 | 90 |
| State 2013-2014 | 72 | 70 | 75 |
| Local 2014-15 | 95 | 78 | 80 |
| State 2014-15 | 73 | 70 | 73 |

TESTING PROGRAM RESULTS 2014-2015

Writing

Overall Performance Percentages of Proficiency

| Year | Grade 04 | Grade 08 | Grade 11 |
|-----------------|----------|----------|----------|
| 2012-2013 | 94 | 42 | 83 |
| State 2012-2013 | 69 | 67 | 69 |
| 2013-2014 | 93 | ^ | ^ |
| State 2013-2014 | 69 | ^ | ^ |
| 2014-15 | 85 | 76 | 82 |
| State 2014-15 | 70 | 71 | 76 |

*Some Data was masked to protect the identity of students using one of the following criteria:
 ^ In 2014 students in grades 8 and 11 experienced website technology issues with the online test. Valid results are not available for all districts or for the state NeSA-Writing in grades 8 and 11.

Federal Accountability –

Adequate Yearly Progress (AYP) - NOT MET

Reading Performance = NOT MET, all grade levels reporting
 Reading Participation = MET, all grade levels reporting-100%
 Mathematics Performance = NOT MET, all grade levels reporting
 Mathematics Participation = MET, all grade levels reporting-100%
 Writing = MET, all grade levels reporting



SENIOR EXIT SURVEY CLASS OF 2015

Fifty-eight (58) students graduated from the Fort Calhoun Community Schools in 2015.

Immediate Plans After High School

| Response Categories | Frequency | Percent |
|---------------------|-----------|---------|
| 4 Year College | 25 | 44.6% |
| 2 Year College | 24 | 42.9% |
| Voc / Tech | 1 | 1.8% |
| Work Full Time | 6 | 10.7% |
| Work Part Time | 5 | 8.9% |
| Apprenticeship | 3 | 5.4% |
| Other | 3 | 5.4% |
| No Response | 0 | 0% |
| Military | 1 | 1.8% |

***Percentage total may exceed 100% as seniors could mark multiple responses.

ACT RESULTS

| Year | No. Testing | Composite Scores | | |
|---------|-------------|------------------|-------|----------|
| | | Local | State | National |
| 2010-11 | 31 | 22.6 | 22.1 | 21.1 |
| 2011-12 | 30 | 22.0 | 22.0 | 21.0 |
| 2012-13 | 47 | 22.0 | 21.5 | 20.9 |
| 2013-14 | 37 | 22.3 | 21.7 | 21.0 |
| 2014-15 | 36 | 23.0 | 21.5 | 21.0 |



SPECIAL EDUCATION

The Fort Calhoun Community Schools provide special education services to qualifying students from birth through age 21 as required by Nebraska Department of Education (NDE) Rule 51. Students receive services provided on-site by school staff relating to one or more of the disability categories identified by NDE. A pre-school program staffed and operated by the Fort Calhoun School District integrates instruction and services for special needs students during which times they interact with age-appropriate “peer” role models. School-age services are provided at Fort Calhoun Elementary School, Fort Calhoun Junior-Senior High School and the Pioneer Learning Center (PLC). The PLC also provides qualifying students with appropriate programming while allowing them to attend school within the City of Fort Calhoun. Students from neighboring school districts are contracted to attend the PLC for services. The building, acquired through the City of Fort Calhoun from Memorial Community Hospital, has been updated to provide students a real-life atmosphere in which to prepare for real-world opportunities. Fort Calhoun Schools serve 16.47% of the student body through these programs. The State average is 14.71%.



TECHNOLOGY

The Fort Calhoun Community Schools continue to provide students with opportunities to learn and apply relevant technology skills. Students are provided experiences to prepare them to live in an “information age.” The school’s computer network, with hard-wired and wireless access available, is used to deliver information to students and to help students become creators of information, not just consumers. The School Board met their goal of establishing a “one to one” initiative where all staff and students grades 9-12 have an iPad thereby placing in every teacher and students’ hands a technological tool to enhance and facilitate their capacity and capability to learn. Computer lab settings and mobile computer labs are available at each building to allow cross-curriculum technology applications by students and staff members. Apple, Inc. again designated Fort Calhoun as an *Apple Distinguished Program* for the years 2013-2015. The district continues its use of “PowerSchool,” a student information system that allows students and parents access to a wide array of information. This service is linked to the school website found at www.fortcalhounschoools.org. The district also is connected to the Nebraska Department of Education’s data tracking system, Nebraska Student and Staff Reporting System (NSSRS), developed to consolidate data gathering from all Nebraska schools which is used to map achievement, direct student growth and follow students after graduation. AlertNow®, an automated messaging system is still being used for emergency notification. As of the end of the year, the Board of Education conducts its meetings “paperless” through shared electronic media sponsored by NASB-NETS. The e-meetings website is an interactive system where information, documents and commentary are immediately available and can be archived for future reference. Our newly-instituted Robotics Class qualified for the national competition.



ACHIEVEMENTS, 2014-15 SCHOOL YEAR

- 2015 Graduates – 35 of 58 received scholarships to further their education totaling over \$1.6 million
- Apple Distinguished School for 2013-15 for the 1 to 1 iPad program
- Cross Country, Boys – District Champions, Individual state medalists, and All State Participants
- Concert and Show Choirs – Superior Ratings, Trophy Winners, Honor Choirs
- 7th Grade Duke University Talent Identification Program ACT – student qualifiers
- Fundraising by student organizations with donations to area charities
- Fort Calhoun Science Fair winners, sponsored by OPPD
- Wrestling – Conference, District and State Tournament medalists, State qualifiers
- *Omaha World-Herald* Outstanding Scholar and All State Academic Honorable Mention
- American Legion Girls’ State and Boys’ State and Junior Law Cadet participants
- Fort Calhoun Honor Roll and Academic Awards
- Concert and Marching Band – Superior ratings in field & parade competitions, All State Music recognition, Honor Bands
- SkillsUSA – Sponsored community Veterans Day Program & Homecoming Hog Roast, State Competition medalists
- Students selected to Middle School Honor Choirs and Bands
- Student Council fundraisers and recycling project, Homecoming, and Mr. Calhoun
- Girls Softball--Conference Runner-up
- Post-season honors recognition in: cross-country, volleyball, football, softball, boys and girls basketball, wrestling, boys golf, baseball and track & field
- Having a viable TeamMates™ program at Fort Calhoun Schools
- Art work chosen for the Audubon Society of Omaha Best of Show
- Membership selection to the National Honor Society
- Track & Field – Meet, Conference, District and State medalists, individual State qualifiers
- Washington County Spelling Bee Finalist
- Play Production, and outstanding acting award recipients
- Nebraska School Activities Association Academic All-State honors – all sports & activities
- Conference Quiz Bowl
- Homecoming and Prom Royalty
- Junior High Basketball successes
- Junior High Math Counts
- Midland University Pinnacle Bank High School Leaders
- Metro CC Deans List students

Fort Calhoun Community Schools
1506 Lincoln Street - Box 430
Fort Calhoun, NE 68023

Non-Profit Organization
U.S. Postage Paid
Permit #4
Fort Calhoun, NE 68023

