



ANNUAL Report

Fort Calhoun Community Schools

2016-17



“Gateway to the Past . . . Pioneers of the Future”

www.fortcalhounschoos.org

This publication contains information reflecting the 2015-16 school year. Publishing an annual report allows the Fort Calhoun Community Schools to meet Nebraska Department of Education, Rule 10 category 010.01A. More importantly, it provides an opportunity to share information with the school-community and others interested in the local schools. Data from school districts across the state can be found at the Nebraska Department of Education website. (www.education.ne.gov)



SCHOOL IMPROVEMENT & GOALS

▶ All students will improve math scores across the curriculum.

The focus of the School Improvement program for the 2015-16 school year was reorganization and staff development. The 2015-16 school year was the third year of reorganization of our School Improvement efforts. Our Elementary Principal has been appointed to lead these efforts and the team. The process was also improved by the addition of Data Instructional Leaders being appointed at both buildings. These additional personnel positions were implemented to enhance the School Improvement process. These new positions along with the new standards have given our District a new and more focused approach to the School Improvement process. This process culminated with the AdvancED visitation which was very successful. The schools received very high marks and praise from the evaluators, and were asked to use some of our practices as models for future visitations at other schools.

MISSION STATEMENT

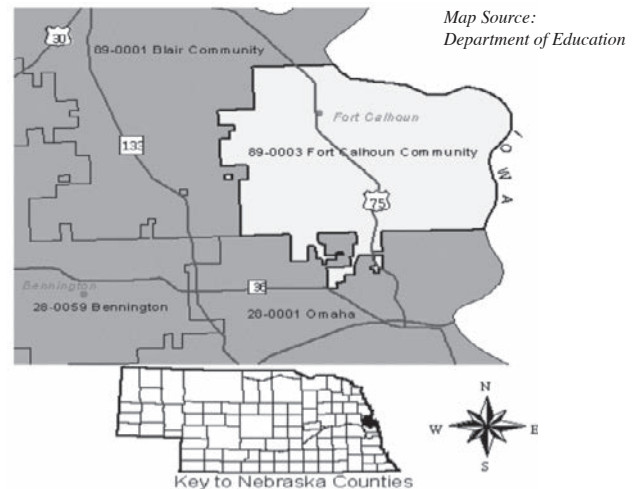
The mission of the Fort Calhoun Community Schools is to Foster Learning in an inspiring and caring environment, provide Opportunities for all students to be successful, instill the attributes of Respect and Responsibility among staff and students alike, and present students with the Tools to Succeed in life.

GOVERNING VALUES

We believe:

- ...all people can learn.
- ...in promoting the worth and self-esteem of every student.
- ...we must provide quality education for all youth according to their needs.
- ...education should be a positive experience in a safe and caring environment.
- ...everyone must be accountable for the education of youth. (Education is the shared responsibility of all.)
- ...students must be prepared to contribute to society as life-time learners.
- ...high expectations produce high achievers.
- ...the future of our democratic society depends upon education and involved citizens.

THE FORT CALHOUN SCHOOL-COMMUNITY



The Fort Calhoun Community School District is located in the southern portion of Washington County, Nebraska, just north of Omaha. To the northwest of Fort Calhoun is the Blair community and school system. East of the Fort Calhoun School District is the Missouri River and to the south is the city of Omaha and the Omaha Public School District. The community of Fort Calhoun lies just outside the Omaha metropolitan area. The Fort Calhoun Community School District contains approximately 58 square miles with 56 square miles located in Washington County and two square miles in Douglas County. The assessed valuation of the District is \$349,132,883.





SCHOOL ACCREDITATION

The focus of modern accreditation is to help schools continually improve student performance and school conditions. All facilities and programs in the Fort Calhoun Community Schools meet Rule 10 accreditation standards as set by the Nebraska Department of Education. In addition, the Elementary School and Junior-Senior High School are members of the AdvancED Accreditation Systems for accreditation and school improvement. The Fort Calhoun Community Schools hosted a Quality Assurance Review during the 2014-2015 school year which was passed with flying colors. We are currently developing a true improvement process from the review suggestions that will be embedded in our District for years to come and this blueprint will be shared with districts throughout the state.

ENROLLMENT

Year	K	1	2	3	4	5	6	7	8	9	10	11	12	Total
2006-07	38	33	40	35	36	38	42	51	46	53	54	52	54	572
2007-08	25	31	38	38	44	41	39	42	54	52	48	52	60	564
2008-09	28	26	34	37	38	47	44	49	46	55	54	45	53	556
2009-10	28	26	34	37	38	47	44	49	46	55	54	45	55	586
2010-11	35	29	30	38	39	40	47	49	49	49	60	51	46	562
2011-12	32	33	28	30	41	40	39	53	49	55	49	59	54	562
2012-13	38	34	34	31	34	41	43	56	57	47	59	52	63	589
2013-14	40	38	37	39	32	33	41	50	54	55	50	60	51	580
2014-15	33	45	41	40	41	36	34	44	51	55	59	45	59	612*
2015-16	48	40	49	42	46	43	39	50	44	57	57	58	49	654+

* includes 32 Pre-Kindergarteners

STUDENT CHARACTERISTICS 2015-16

Characteristics	State Average	District
Eligible for free and reduced price meals	44%	17%
Moving in or out during the school year (mobility)	11%	5%
Learning the English language	6%	<1%
Receiving special education services	18.84	18.96
High Ability Learning	14%	6%
Attendance rate	95.18%	96.60%

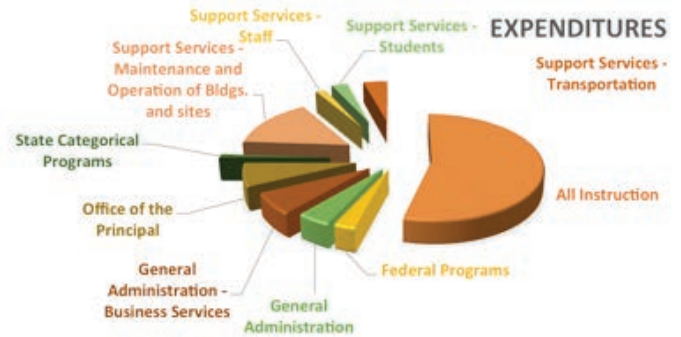
*Based on pre-kindergarten through 12th grade Fall enrollment (Data source, Nebraska Department of Education)

GRADUATION RATE

GRADUATION RATES

Year	2013-14	2014-15	2015-16
District	100%	100%	98%

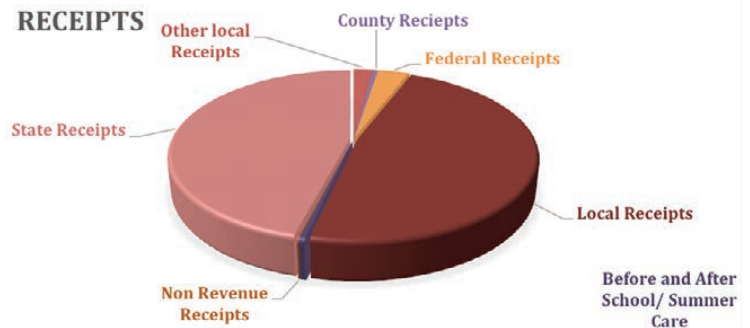
FINANCES



2015-16 Expenditures

All Instruction	\$3,801,637	53.12%
Federal Programs	\$199,668	2.79%
General Administration	\$290,100	4.05%
General Administration-Business Services	\$516,279	7.21%
Office of the Principal	\$496,904	6.94%
State Categorical Programs	\$70,586	0.99%
Support Services - Maintenance and Operation of Bldgs./Sites	\$1,051,279	14.69%
Support Services - Staff	\$109,791	1.53%
Support Services - Students	\$273,325	3.82%
Before & After School/Summer Care	\$49,919	0.70%
Support Services - Transportation	\$297,859	4.16%

Total Expenditures \$7,157,347 100.00%



2015-16 Receipts

Other Local Receipts	\$150,010	2.09%
County Receipts	\$33,520	0.47%
Federal Receipts	\$239,404	3.34%
Local Receipts	\$3,428,593	47.87%
Before and After School/Summer Care	\$33,269	0.46%
Non Revenue Receipts	\$8,835	0.12%
State Receipts	\$3,302,547	46.11%

Total Receipts \$7,162,915 100.46%





CERTIFIED & CLASSIFIED STAFF

46	FTE	Instructors/Specialists
1.0	FTE	Nurse
4.0	FTE	Administration
6.15	FTE	Food Service
6.37	FTE	Office Personnel
6.05	FTE	Maintenance*
18.42	FTE	Para-educators (general ed. & special ed.)
7.0	FTE	Regular drivers

FTE = Full time equivalency - district-wide, employed for 2015-16

*A maintenance company has been hired for evenings in ea. building

STUDENT-TEACHER RATIO

Pre-K – Grade 12

1/14.68

FINANCES

BUILDING/SINKING FUND – Funds are available to pay for major costs of improvements to the District’s facilities. Building Fund monies can be accumulated from year-to-year and may be used to supplement furnishings in the new facility. Other building improvements, maintenance and repairs may be paid from the General Fund category “Operation and Maintenance of Plant.”



TEACHING EXPERIENCE & DEGREES

Average Years of Teaching Experience			% of Teachers with Master’s Degrees		
	State	District		State	District
2015-16	14.81	16.15	2015-16	Not Available	55.81

Data from Nebraska Department of Education



LEARNING CLIMATE

Fort Calhoun Community School District is accredited through the NCA AdvancED and the Nebraska Department of Education. Pioneers For Education (PFE), the Fort Calhoun Athletic Booster Club, Band Boosters and Post-Prom Committee, the Pioneer Fund Foundation, local service organizations, school staff, parents and patrons of the District work together in support of student efforts. Graduating seniors participate in exit interviews, and complete surveys related to their school experiences. Parent-Teacher Conferences provide opportunities for parents and instructors to discuss students, their academic progress, and educational plans face to face. Attendance during the 2015-16 school year: **Elementary** – Fall = 98%; Spring = 97%; **Secondary** – Fall = 63%; Spring = 51%. Interactive school/student/teacher information is available through PowerSchool™ whose use has greatly increased. District website contacts have allowed parents to continually monitor their students' progress and keep in touch with teachers.



TRANSPORTATION

The district transported an average of over 220 students each day. During the 2015-16 school year, five (5) daily rural routes covered 77,925 miles with another 28,922 miles for activity transportation. Special education transportation services are provided to qualifying students and are included in these numbers. An additional route was added in the 2015-16 school year to transport Option Enrollment students. Approximately 50-60 students rode this route daily at a cost of \$300.00 per family per year.



FOOD SERVICE

The Fort Calhoun Community Schools food service program is self-supporting and participates in the Federal reimbursement program for commodities and meal reimbursements. We continue to comply with the necessary procedures to receive additional reimbursement under the Healthy Hunger-Free Kids Act program which incorporates more whole grains and fruits/vegetables into the daily offerings. The total program follows dietary guidelines mandated by the USDA to provide daily, balanced meals at a reasonable cost. During the 2015-16 school year: Average daily breakfast participation was - Elementary, 22.27 students; Secondary – not offered. Average daily lunch participation was – Elementary, 207.58 students and 6.32 adults; Secondary, 224.38 students and 7.52 adults. Figures reported for students reflect reimbursable, “Type A”, reimbursable student meals. “A la carte” food items and milk are available for purchase. Meals are also available to qualifying students free or at reduced prices.

TESTING PROGRAM RESULTS 2015-16

Reading

Overall Performance Percentages of Proficiency

	Grade 03	Grade 04	Grade 05	Grade 06	Grade 07	Grade 08	Grade 11
State	84.28	85.26	85.20	82.54	84.96	81.29	72.38

Math

Overall Performance Percentages of Proficiency

Years	Grade 03	Grade 04	Grade 05	Grade 06	Grade 07	Grade 08	Grade 11
2014-15	92	80	95	73	98	90	67
State 14-15	78	77	76	72	73	68	61
2015-16	95.35	97.92	96.45	82.50	94.22	86.36	62.13
State 15-16	78.31	78.17	76.74	73.27	70.81	67.97	73.68

Science

Overall Performance Percentages of Proficiency

Year	Grade 04	Grade 08	Grade 11
Local 2014-15	95	78	80
State 2014-15	73	70	73
Local 2015-16	95.45	86.36	89.47
State 2015-16	73.58	68.41	74.05

TESTING PROGRAM RESULTS 2015-2016

Writing

Overall Performance Percentages of Proficiency

Year	Grade 04	Grade 08	Grade 11
2014-15	85	76	82
State 2014-15	70	71	76
2015-16	83.33	81.82	71.44
State 2015-16	69.89	70.44	77.19

Federal Accountability – Adequate Yearly Progress (AYP) - NOT MET

Reading Performance = NOT MET, all grade levels reporting
 Reading Participation = MET, all grade levels reporting-100%
 Mathematics Performance = NOT MET, all grade levels reporting
 Mathematics Participation = MET, all grade levels reporting-100%
 Writing = MET, all grade levels reporting



SENIOR EXIT SURVEY CLASS OF 2016

Fifty-nine (49) students graduated from the Fort Calhoun Community Schools in 2016.

Immediate Plans After High School

Response Categories	Frequency	Percent
4 Year College	27	55.1%
2 Year College	12	24.5%
Voc / Tech	3	6.1%
Work Full-Time	7	14.3%
Work Part-Time	2	4.1%
Apprenticeship	0	0%
Other	0	0%
No Response	0	0%
Military	3	6.1%

***Percentage total may exceed 100% as seniors could mark multiple responses.

ACT RESULTS

Year	No. Testing	Composite Scores		
		Local	State	National
2011-12	30	22.0	22.0	21.0
2012-13	47	22.0	21.5	20.9
2013-14	37	22.3	21.7	21.0
2014-15	36	23.0	21.5	21.0
2015-16	34	23.5	21.4	20.8



SPECIAL EDUCATION

The Fort Calhoun Community Schools provide special education services to qualifying students from birth through age 21 as required by Nebraska Department of Education (NDE) Rule 51. Students receive services provided on-site by school staff relating to one or more of the disability categories identified by NDE. A pre-school program staffed and operated by the Fort Calhoun School District integrates instruction and services for special needs students during which times they interact with age-appropriate “peer” role models. School-age services are provided at Fort Calhoun Elementary School, Fort Calhoun Junior-Senior High School and the Pioneer Learning Center (PLC). The PLC also provides qualifying students with appropriate programming while allowing them to attend school within the City of Fort Calhoun. Students from neighboring school districts are contracted to attend the PLC for services. The building, acquired through the City of Fort Calhoun from Memorial Community Hospital, has been updated to provide students a real-life atmosphere in which to prepare for real-world opportunities. Fort Calhoun Schools serve 18.96% of the student body through these programs. The state average is 18.84%.



TECHNOLOGY

The Fort Calhoun Community Schools continue to provide students with opportunities to learn and apply relevant technology skills. Students are provided experiences to prepare them to live in an “information age.” The schools’ computer network, with hard-wired and wireless access available, is used to deliver information to students and to help students become creators of information, not just consumers. The School Board met their goal of establishing a “one-to-one” initiative where all staff and students grades 9-12 have an iPad thereby placing in every teacher’s and student’s hands a technological tool to enhance and facilitate their capacity and capability to learn. Plans are in place for 7th and 8th Grade students to be included in the program beginning in 2016-17. Computer lab settings and mobile computer labs are available at each building to allow cross-curriculum technology applications by students and staff members. Apple, Inc. again designated Fort Calhoun as an *Apple Distinguished Program* for the years 2013-2015. The District continues its use of “PowerSchool,” a student information system that allows students and parents access to a wide array of information. This service is linked to the school website found at www.fortcalhounschoos.org. The District also is connected to the Nebraska Department of Education’s data tracking system, Nebraska Student and Staff Reporting System (NSSRS), developed to consolidate data gathering from all Nebraska schools which is used to map achievement, direct student growth and follow students after graduation. Blackboard Connect©, an automated messaging system, is being used for emergency notification. The Board of Education conducts its meetings “paperless” through shared electronic media sponsored by NASB-NETS. The e-meetings website is an interactive system where information, documents and commentary are immediately available and can be archived for future reference. Our Robotics Class qualified for national competition in its first year since inception.



ACHIEVEMENTS, 2016-17 SCHOOL YEAR

- 2016 Graduates – 30 of 49 received scholarships totaling over \$2.5 million to further their education
- US News & World Report Apple Distinguished School for 2016 for the 1-to-1 iPad program
- US News & World Report – one of “America’s Best High Schools 2016”
- Cross Country, Boys –State medalist, and All State Participants
- Cross Country, Girls - District Medalist, Individual State Champion –All State Participants
- Concert and Show Choirs – Superior Ratings, Trophy Winners, Honor Choirs
- 7th Grade Duke University Talent Identification Program ACT – student qualifiers
- Fundraising by student organizations with donations to area charities
- Fort Calhoun Science Fair winners, sponsored by OPPD
- Wrestling – Conference, District and State Tournament medalists, State qualifiers
- Omaha World-Herald Outstanding Scholar and All State Academic Honorable Mention
- American Legion Girls’ State and Boys’ State and Junior Law Cadet participants
- Fort Calhoun Honor Roll and Academic Awards
- Concert and Marching Band – Superior ratings in field and parade competitions, All State Music recognition, Honor Bands
- Skills USA – Sponsored community Veterans’ Day Program and Homecoming Hog Roast, State Competition medalists
- Pinnacle Bank Outstanding School Leaders awards
- National Merit Scholarship finalist
- Student Council fund raisers and recycling project, Homecoming, and Mr. Calhoun Contest
- UNO Junior High Honor Band participant
- Conference and district post-season honors recognition in: cross-country, volleyball, football, softball, boys’ and girls’ basketball, wrestling, boys’ golf, baseball and track & field
- National top 50 school in the Vans Custom Culture Shoe Art competition
- Having a viable Teammates™ program at Fort Calhoun Schools
- Enterprise Publishing “Classroom of the Week”
- Membership selection to the National Honor Society
- Track and Field – Meet, Conference, District and State medalists, individual State qualifiers
- UNMC High School Alliance student
- Play Production and outstanding acting award recipients
- Nebraska School Activities Association Academic All-State honors – all sports and activities
- Conference Quiz Bowl
- Homecoming and Prom Royalty
- Junior High Basketball successes
- NSAA Outstanding Performance Awards District Music-Band
- Math Counts
- Midland University Pinnacle Bank High School Leaders
- Metro CC Deans List students
- (3) 100 Career Win Wrestlers
- Omaha World Herald and Lincoln Journal Star All State recognition in all sports

Fort Calhoun Community Schools
5876 County Road P43 - Box 430
Fort Calhoun, NE 68023

