



ACHIEVEMENTS 2019-2020 SCHOOL YEAR

- 1-1 Chromebook Program fully implemented in grades 7-12
 - *Omaha World-Herald* Outstanding Scholars and All State Academic Honorable Mention
 - 87% of our senior class earned college credit at Fort Calhoun
 - *Lincoln Journal Star* NSAA Academic All State in all sports and activities
 - Cross Country, Boys –District and State medalists, District medalists and State Participants
 - Cross Country, Girls - District Medalists, State Participants
 - Middle School Honor Choirs and Bands
 - Fundraising by student organizations with donations to area charities
 - Wrestling – Conference, District, State qualifiers, State medalists and State Champion
 - American Legion Boys State
 - Fort Calhoun Honor Roll Awards
 - Skills USA – Sponsored a virtual community Veterans Day Program
 - Omaha Summer Arts Young Artist Awards
 - Student Council fund raisers and recycling project
 - Conference and District post-season honors recognition in: cross-country, volleyball, football, softball, boys’ and girls’ basketball, and wrestling
 - Girls Cross Country: State Medalists - Boys Cross Country
- Having a viable TeamMates™ program at Fort Calhoun Schools
 - Nebraska School Activities Association Academic All-State honors – all sports & activities
 - Homecoming Royalty
 - *Omaha World Herald* and *Lincoln Journal Star* All Area and All State recognition in all sports
 - Local and County Spelling Bee winners
 - Scholastic Art Award winners
 - Audubon Society Art recognitions
 - 167 letter winners* in Varsity Sports
 - 10 State sports qualifiers
 - 1 State Champion
 - Nebraska State Fair ribbon honors
 - 2 selected to Enterprise Publishing’s “9 Who Shine”
 - Pinnacle Bank/Midland University Outstanding High School Leaders
 - University of Nebraska-Lincoln Teacher Recognition for two of the High School Teachers
 - *Omaha World Herald* All Academic Honorable Mention
 - Greater Omaha Council Bluffs Area Council on Youth Leadership
 - 1st Place Band @ Omaha Septemberfest-Salute to Labor
 - Wesleyan Honor Band
 - Prom Royalty

*(Duplicated count if in more than one sport)

FORT CALHOUN COMMUNITY SCHOOLS
2020-21 ANNUAL REPORT
“Gateway to the Past...Pioneers of the Future”



MISSION STATEMENT

The mission of the Fort Calhoun Community Schools is to Foster Learning in an inspiring and caring environment, provide Opportunities for all students to be successful, instill the attributes of Respect and Responsibility among staff and students alike, and present students with the Tools to Succeed in life.

GOVERNING VALUES

- We believe:
- ...all people can learn.
 - ...in promoting the worth and self-esteem of every student.
 - ...we must provide quality education for all youth according to their needs.
 - ...education should be a positive experience in a safe and caring environment.
 - ...everyone must be accountable for the education of youth. (Education is the shared responsibility of all.)
 - ...students must be prepared to contribute to society as life-time learners.
 - ...high expectations produce high achievers.
 - ...the future of our democratic society depends upon education and involved citizens.





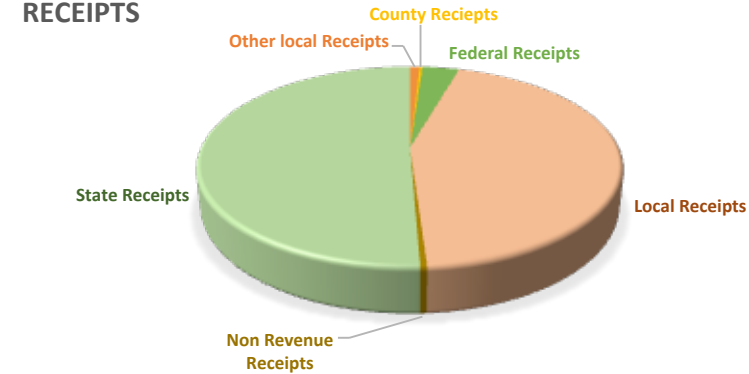
This publication contains information reflecting the 2019-20 school year. Publishing an annual report allows the Fort Calhoun Community Schools to meet Nebraska Department of Education, Rule 10 category 010.01A. More importantly, it provides an opportunity to share information with the school-community and others interested in the local schools. Data from school districts across the state can be found at the Nebraska Department of Education website. (www.education.ne.gov).

All facilities and programs in the Fort Calhoun Community Schools meet Rule 10 accreditation standards as set by the Nebraska Department of Education. The Elementary School and Junior-Senior High School are members of Cognia Accreditation System for accreditation and school improvement.

The District was one of 13 districts in the State which received a rank of “EXCELLENT” for Achievement in 2018-19 and again in 2019-20. Because of the Covid-19 pandemic and the mandate to close schools, there were no State tests measuring student achievement in the Spring of 2020; there was also no State-mandated ACT testing for Juniors, so there is also no ACT information for last school year.

The pandemic also affected the Meal Service and Transportation numbers. There was no further bus service after March 11, 2020 and the meals served were “Grab and Go” through the Summer Food Service Program.

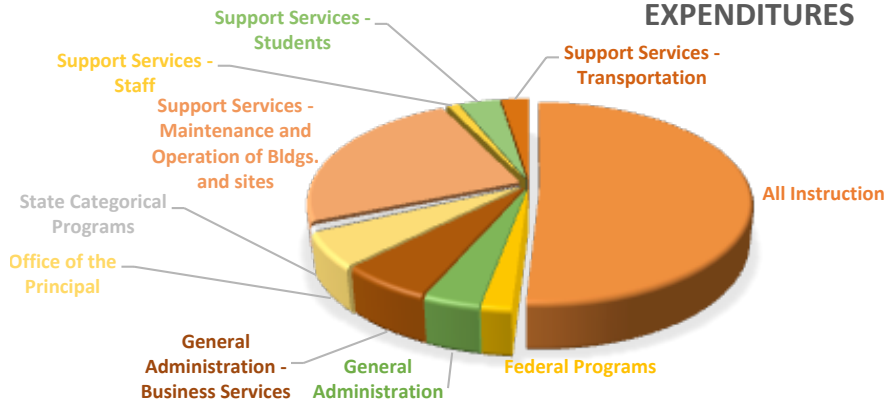
RECEIPTS



2019-20 Receipts

Other Local Receipts	84,123	0.87%
County Receipts	25,102	0.26%
Federal Receipts	325,731	3.37%
Local Receipts	4,296,515	44.44%
Non Revenue Receipts	41,840	0.43%
State Receipts	4,895,900	50.63%
Total Receipts	9,669,211	100.00%

EXPENDITURES



2019-20 Expenditures

All Instruction	4,919,884	51.00%
Federal Programs	187,578	1.94%
General Administration	354,292	3.67%
General Administration - Business Services	569,800	5.91%
Office of the Principal	524,555	5.44%
State Categorical Programs	85,517	0.89%
Support Services - Maintenance & Operation of Bldgs - sites	2,305,894	23.90%
Support Services - Staff	98,615	1.02%
Support Services - Students	358,008	3.71%
Support Services - Transportation	242,408	2.51%
Total Expenditures	9,646,551	100%

VALUATION/LEVY

2016-17	\$373,046,608	0.950000
2017-18	\$381,337,673	0.950000
2018-19	\$410,175,566	0.950000
2019-20	\$439,192,834	0.950000

STUDENT CHARACTERISTICS 2019-20

Characteristics	State Average	District
Eligible for free and reduced price meals	46	17%
Moving in or out during the school year (mobility)	4.61%	3.67%
Learning the English language	7%	<1%
Receiving special education services	16%	17%
High Ability Learning	13%	9%
Attendance rate	94%	95%
Drop Out rate	1%	0%

GRADUATION RATES

Year	2016-17	2017-18	2018-19	2019-20
District	98%	100%	100%	100%
State	89%	89%	88%	88%

49 students graduated from Fort Calhoun High School in 2020
93% of the students were bound for post-secondary education opportunities
34 graduating seniors were offered scholarships totalling over \$1,854,858.00

ACT

Year	Composite Scores		2017-18
	Local	State	National
2016-17	22.5	21.4	21.0
2017-18*	19.8	20.1	20.8
2018-19	21.26	20.0	20.7

*For 2018 NDE adopted College and Career Ready Standards (CCRS) to align with the state Mathematics assessment standards creating a new baseline for proficiency. Fort Calhoun's proficiency levels along with those of all other states adopting this program showed change as a result of these increased expectations.

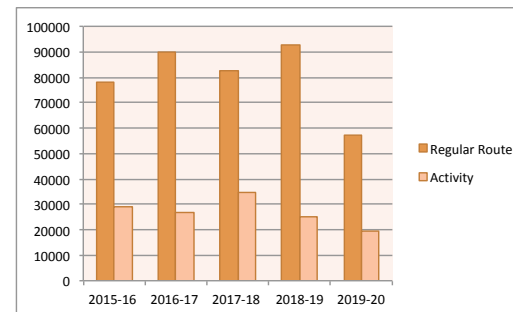
Due to the Covid-19 pandemic, NSCAS assessments and ACT tests were cancelled for 2019-20

ENROLLMENT

Year	K	1	2	3	4	5	6	7	8	9	10	11	12	Total
2011-12	32	33	28	30	41	40	39	53	49	55	49	59	54	562
2012-13	38	34	34	31	34	41	43	56	57	47	59	52	63	589
2013-14	40	38	37	39	32	33	41	50	54	55	50	60	51	580
2014-15	33	45	41	40	41	36	34	44	51	55	59	45	59	612*
2015-16	48	40	49	42	46	43	39	50	44	57	57	58	49	657*
2016-17	46	53	40	51	46	47	51	52	54	50	55	63	70	713*
2017-18	46	44	53	41	50	52	61	56	60	55	54	58	62	725*
2018-19	43	52	47	58	42	52	57	63	58	57	50	51	57	719*
2019-20	54	44	60	48	62	46	63	61	63	49	52	57	49	744*

*Includes Pre-Kindergarteners. PK-12 Fall enrollment (Data source, Nebraska Department of Education)

These 744 students represent 505 households served by Fort Calhoun Community Schools



TRANSPORTATION

	Regular Route	Activity
2015-16	77925	28922
2016-17*	89744	27048
2017-18	82349	34785
2018-19	92494	25237
2019-20**	57018	19742

*Option bus route added full time

**No school or transportation after March 11, 2020 because of the pandemic

CERTIFIED STAFF

	Average Years of Teaching Experience	State	District
2018-19	14.01		12.51
2019-20	13.96		13.12

% of Teachers with Master's Degrees

	State	District
2018-19	55.99%	46.81%
2019-20	58%	58%

Average Teacher Salary

Fort Calhoun	\$53,412.00
State	\$55,479.00

Student/Teacher Ratio 15.19/1

PARENT/TEACHER CONFERENCES

Elementary

Fall 2017 = 98%
Fall 2018 = 98%
Fall 2019 = 98%

Secondary*

Fall 2017 = 61%
Fall 2018 = 64%
Fall 2019 = 59%*

*Fort Calhoun Jr-Sr High is a 1-1 Chromebook school where student information and correspondence with teachers is continually available to parents through the Powerschool® portal.

STUDENT MEALS K-12

	Breakfast	Lunch
2016-17	4911	81557
2017-18*	8772	80219
2018-19	6930	75853
2019-20**	15809	67849

*First year full time breakfast at the Jr-Sr High School

** “Grab and Go” meals served to both enrolled students and children in the surrounding area through the Summer Foods Program from 3/16/20-6/30/20 because of the pandemic

