

ANNUAL Report

Fort Calhoun Community Schools

2014-15



"Gateway to the Past . . . Pioneers of the Future"

www.fortcalhounschoools.org

This publication contains information reflecting the 2013-14 school year. Publishing an annual report allows the Fort Calhoun Community Schools to meet Nebraska Department of Education, Rule 10 category 010.01A. More importantly, it provides an opportunity to share information with the school-community and others interested in the local schools. Data from school districts across the state can be found at the Nebraska Department of Education website. (www.education.ne.gov)



MISSION STATEMENT

The mission of the Fort Calhoun Community Schools is to Foster Learning in an inspiring and caring environment; provide Opportunities for all students to be successful; instill the attributes of Respect and Responsibility among staff and students alike; and present students with the Tools to Succeed in life.

GOVERNING VALUES

We believe:

- ...all people can learn.
- ...in promoting the worth and self-esteem of every student.
- ...we must provide quality education for all youth according to their needs.
- ...education should be a positive experience in a safe and caring environment.
- ...everyone must be accountable for the education of youth. (Education is the shared responsibility of all.)
- ...students must be prepared to contribute to society as life-time learners.
- ...high expectations produce high achievers.
- ...the future of our democratic society depends upon education and involved citizens.

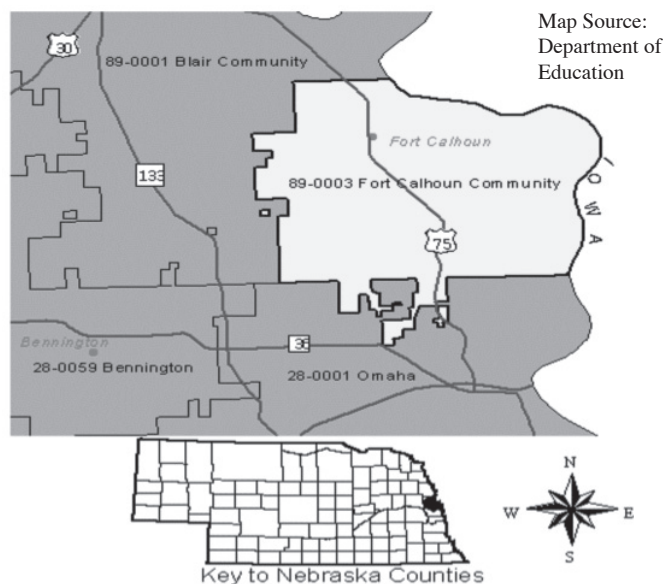


SCHOOL IMPROVEMENT & GOALS

- All students will improve math scores across the curriculum.

The focus of the School Improvement program for the 2013-14 school year was reorganization and staff development. The 2013-14 school year was the second year of reorganization of our School Improvement efforts. Our Elementary Principal has been appointed to lead these efforts and the team. The process was also improved by the addition of Data Instructional Leaders being appointed at both buildings. These additional personnel positions were implemented to enhance the School Improvement process. These new positions, along with the new standards, have given our District a new and more focused approach to the School Improvement process.

THE FORT CALHOUN SCHOOL-COMMUNITY



Map Source:
Department of
Education

The Fort Calhoun Community School District is located in the southern portion of Washington County, Nebraska, just north of Omaha. To the northwest of Fort Calhoun is the Blair community and school system. East of the Fort Calhoun School District is the Missouri River and to the south is the city of Omaha and the Omaha Public School District. The community of Fort Calhoun lies just outside the Omaha metropolitan area. The Fort Calhoun Community School District contains approximately 58 square miles with 56 square miles located in Washington County and two square miles in Douglas County. The assessed valuation of the District is \$ 339,625,338.

SCHOOL ACCREDITATION

The focus of modern accreditation is to help schools continually improve student performance and school conditions. All facilities and programs in the Fort Calhoun Community Schools meet Rule 10 accreditation standards as set by the Nebraska Department of Education. In addition, the Elementary School and Junior-Senior High School are members of the AdvancED Accreditation Systems for accreditation and school improvement. The Fort Calhoun Community Schools will be hosting a Quality Assurance Review during the 2014-2015 school year. Teams are actively preparing for the visit in April 2015 and developing a true improvement process that will be embedded in our District for years to come.



ENROLLMENT

Year	K	1	2	3	4	5	6	7	8	9	10	11	12	Total
2004-05	36	34	40	37	39	41	40	53	52	53	59	42	55	581
2005-06	35	42	35	37	39	41	43	46	53	48	57	57	47	580
2006-07	38	33	40	35	36	38	42	51	46	53	54	52	54	572
2007-08	25	31	38	38	44	41	39	42	54	52	48	52	60	564
2008-09	28	26	34	37	38	47	44	49	46	55	54	45	53	556
2009-10	28	26	34	37	38	47	44	49	46	55	54	45	55	586
2010-11	35	29	30	38	39	40	47	49	49	49	60	51	46	562*
2011-12	32	33	28	30	41	40	39	53	49	55	49	59	54	590*
2012-13	38	34	34	31	34	41	43	56	57	47	59	52	63	614*
2013-14	40	38	37	39	32	33	41	50	54	55	50	60	51	607*

* includes 27 Pre-Kindergarteners

STUDENT CHARACTERISTICS 2013-14

Characteristics	State Average	District
Eligible for free and reduced price meals	44.93	20.10
Moving in or out during the school year (mobility)	12.10	4.14
Learning the English language	6.04%	.0003%
Receiving special education services	15.74%	16.72%
High Ability Learning	15.19%	16.03
Attendance rate	95.18%	97.00%

*Based on pre-kindergarten through 12th grade fall enrollment (Data source, Nebraska Department of Education)

GRADUATION RATE 2013-14

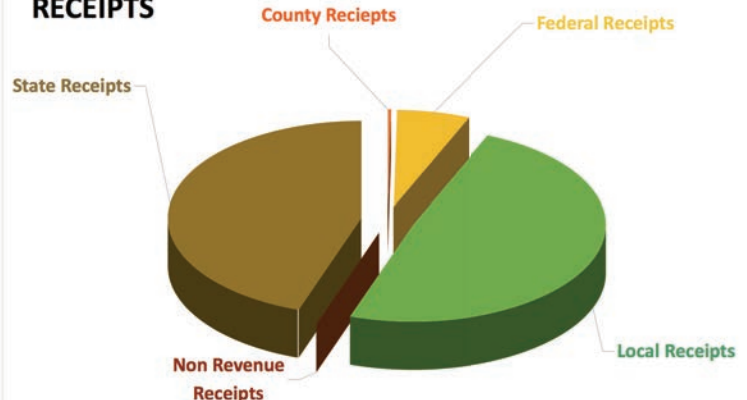
Year	2011-12	2012-13	2013-14
District	98.11%	100%	100%

FINANCES

2013-14 Receipts

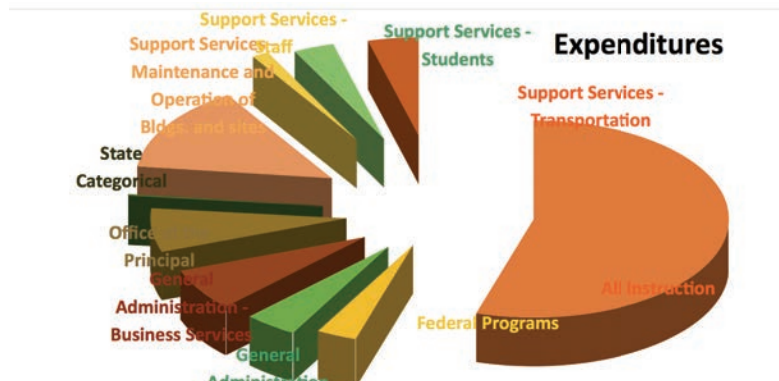
County Receipts	28,916	.40%
Federal Receipts	417,659	5.85%
Local Receipts	3,492,243	48.90%
Non Revenue Receipts	15,756	.22%
State Receipts	3,186,687	44.62%
Total	7,141,261	100.00%

RECEIPTS



2013-14 Expenditures


All Instruction	3,532,089	54.60%
Federal Programs	216,804	3.35%
General Administration	291,191	4.50%
General Administration	447,602	6.92%
- Business Services		
Office of the Principal	470,926	7.28%
State Categorical Programs	22,182	.34%
Support Services	904,838	13.99%
- Maintenance & Operation of Bldgs. and sites		
Support Services - Staff	104,755	1.62%
Support Services - Students	213,340	3.30%
Support Services	265,087	4.10%
- Transportation		
Total Expenditures	6,468,814	100%



FINANCES

A levy override impacted fiscal years from 2006-07 through 2009-2010 with an amount of \$.20 voted allowable above the statutory levy limit. The purpose of the levy override was to address financial obligations of the district, debt retirement, and to build cash reserve. All were achieved. During the 2013-14 school year, the District had no short-term borrowing, and overall budget operations ended the fiscal year with a positive balance.

BUILDING/SINKING FUND – Budget - \$927,156. Funds are available to pay for major costs of improvements to the District's facilities. Building Fund monies can be accumulated from year to year and may be used to supplement furnishings in the new facility. Other building improvements, maintenance and repairs may be paid from the General Fund category "Operation and Maintenance of Plant."



CERTIFIED & CLASSIFIED STAFF

42.5	FTE	Instructors
1.0	FTE	Nurse
4.0	FTE	Administration
6.17	FTE	Food Service
5.75	FTE	Office Personnel
5.58	FTE	Maintenance
14.93	FTE	Para-educators (general ed. & special ed.)
6.0	FTE	Regular drivers

FTE = Full time equivalency - district-wide, employed for 2013-14

STUDENT-TEACHER RATIO

Pre-K – Grade 12

1/14.28




TEACHING EXPERIENCE & DEGREES

Average Years of Teaching Experience			% of Teachers with Master's Degrees		
	State	District		State	District
2013-14	14.56	14.21	2013-14	51.73%	54.76%



LEARNING CLIMATE

Fort Calhoun Community School District is accredited through the NCA AdvancED and the Nebraska Department of Education. Pioneers For Education (PFE), the Fort Calhoun Athletic Booster Club, Band Boosters and Post-Prom Committee, the Pioneer Fund Foundation, local service organizations, school staff, parents and patrons of the District work together in support of student efforts. Graduating seniors participate in exit interviews, and complete surveys related to their school experiences. Parent-Teacher Conferences provide opportunities for parents and instructors to discuss students, their academic progress, and educational plans face to face. Attendance during the 2013-14 school year: **Elementary** – Fall = 98%; Spring = 96%; **Secondary** – Fall = 76%; Spring = 52%. Interactive school/student/teacher information is also available through PowerSchool™. Increased use of the resources available through Powerschool™ and District website contacts have allowed parents to continually monitor their students' progress.



TRANSPORTATION

The district transported an average of over 200 students each day. During the 2013-14 school year, four (4) daily rural routes covered 66,383 miles with another 29,509 miles for activity transportation. Special education transportation services are provided to qualifying students and are included in these numbers.



FOOD SERVICE

The Fort Calhoun Community Schools food service program is self-supporting and participates in the Federal reimbursement program for commodities and meal reimbursements. We continue to comply with the necessary procedures to receive additional reimbursement under the Healthy Hunger-Free Kids Act program which incorporates more whole grains and fruits/vegetables into the daily offerings. The total program follows dietary guidelines mandated by the USDA to provide daily, balanced meals at a reasonable cost. During the 2013-14 school year: Average daily breakfast participation was - Elementary, 20.06 students; Secondary – not offered. Average daily lunch participation was – Elementary, 159.16 students and 5.58 adults; Secondary, 235.47 students and 8.47 adults. Figures reported for students reflect reimbursable, “Type A” student meals. “A la carte” food items and milk are available for purchase. Meals are also available to qualifying students free or at reduced prices.

TESTING PROGRAM RESULTS 2013-14

Reading

Overall Performance Percentages of Proficiency							
	Grade 03	Grade 04	Grade 05	Grade 06	Grade 07	Grade 08	Grade 11
State	79	78	77	79	81	78	70
District	97	94	97	95	88	83	93

Math

Overall Performance Percentages of Proficiency							
Years	Grade 03	Grade 04	Grade 05	Grade 06	Grade 07	Grade 08	Grade 11
2011-2012	93.30	95.12	95	78.05	71.93	69.39	73.77
2012-2013	93	91	98	86	85	88	71
2013-14	90	85	97	80	88	87	81
State 2013-14	76	77	76	72	72	66	61

Science

Overall Performance Percentages of Proficiency			
Year	Grade 04	Grade 08	Grade 11
Local 2011-2012	95	77.55	83.61
State 2011-2012	66.51	67.56	66.74
Local 2012-2013	98	81	85
State 2012-2013	68	69	73
Local 2013-2014	*	81	90
State 2013-2014	72	70	75

TESTING PROGRAM RESULTS 2013-14

Writing

Overall Performance Percentages of Proficiency

Year	Grade 04	Grade 08	Grade 11
2010-2011	89	89.7	*
2011-2012	100	75.51	69.49
2012-2013	94	42	83
State 2012-2013	69	67	69
2013-2014	93	^	^
State 2013-2014	69	^	^

*Some Data was masked to protect the identity of students using one of the following criteria:

1) Fewer than 10 students were reported in the grade or standard.

^ In 2014 students in grades 8 and 11 experienced website technology issues with the online test. Valid results are not available for all districts or for the state NeSA-Writing in grades 8 and 11.

Federal Accountability – Adequate Yearly Progress (AYP) - MET
 Reading Performance = MET, all grade levels reporting
 Reading Participation = MET, all grade levels reporting-100%
 Mathematics Performance = NOT MET, all grade levels reporting
 Mathematics Participation = MET, all grade levels reporting-100%
 Writing = MET, all grade levels reporting



ACT RESULTS

Year	No. Testing	Composite Scores		
		Local	State	National
2009-10	38	22.7	22.1	21.0
2010-11	31	22.6	22.1	21.1
2011-12	30	22.0	22.0	21.0
2012-13	47	22.0	21.5	20.9
2013-14	37	22.3	21.7	21.0



SENIOR EXIT SURVEY CLASS OF 2014

Fifty(50) students graduated from the Fort Calhoun Community Schools in 2014; 25 females and 25 males.

Immediate Plans After High School

Response Categories	Frequency	Percent
4 Year College	28	56%
2 Year College	11	22%
Voc / Tech	1	2%
Work Full Time	3	6%
Work Part Time	8	16%
Apprenticeship	1	2%
1	3	6%
Other	0	0%
Military	5	10%

***Percentage total may exceed 100% as seniors could mark multiple responses.

SPECIAL EDUCATION

The Fort Calhoun Community Schools provide special education services to qualifying students from birth through age 21 as required by Nebraska Department of Education (NDE) Rule 51. Students receive services provided on-site by school staff relating to one or more of the disability categories identified by NDE. A pre-school program staffed and operated by the Fort Calhoun School District integrates instruction and services for special needs students during which times they interact with age-appropriate “peer” role models. School-age services are provided at Fort Calhoun Elementary School, Fort Calhoun Junior-Senior High School and the Pioneer Learning Center (PLC). The PLC also provides qualifying students with appropriate programming while allowing them to attend school within the City of Fort Calhoun. Students from neighboring school districts are still contracted to attend the PLC for services. The building, acquired through the City of Fort Calhoun from Memorial Community Hospital, has been updated to provide students a real-life atmosphere in which to prepare for real-world opportunities. Fort Calhoun Schools serve 16.72% of the student body through these programs. The state average is 15.74%.



TECHNOLOGY

The Fort Calhoun Community Schools continue to provide students with opportunities to learn and apply relevant technology skills. Students are provided experiences to prepare them to live in an “information age.” The school’s computer network, with hard-wired and wireless access available, is used to deliver information to students and to help students become creators of information, not just consumers. The School Board met their goal of establishing a “one to one” initiative where all staff and students grades 9-12 have an iPad thereby placing in every teacher and students’ hands a technological tool to enhance and facilitate their capacity and capability to learn. Computer lab settings and mobile computer labs are available at each building to allow cross-curriculum technology applications by students and staff members. Apple, Inc. again designated Fort Calhoun as an **Apple Distinguished Program** for the years 2013-2015. The District continues its use of “PowerSchool,” a student information system that allows students and parents access to a wide array of information. This service is linked to the school website found at www.fortcalhounschoools.org. The District also is connected to the Nebraska Department of Education’s data tracking system, Nebraska Student and Staff Reporting System (NSSRS), developed to consolidate data gathering from all Nebraska schools which is used to map achievement, direct student growth and follow students after graduation. AlertNow®, an automated messaging system is still being used for emergency notification. As of the end of the year, the Board of Education conducts its meetings “paperless” through shared electronic media sponsored by NASB-NETS. The e-meetings website is an interactive system where information, documents and commentary are immediately available and can be archived for future reference. In the works for the 2014-15 school year is a Robotics class through our Career Education program.



ACHIEVEMENTS, 2013-14 SCHOOL YEAR

- 2014 Graduates – 31 of 50 received scholarships to further their education totaling over \$2.5 Million
- Apple Distinguished School for 2013-15 for the 1 to 1 iPad program
- Speech Conference, District and State medalists, 3rd Place State medal in Oral Interpretation of Drama
- Cross Country, Girls – Conference and District medalists
- Cross Country, Boys – District Champions, State Class C Runner-up, Individual state medalists
- Football – District and State Competition, East West Shrine Bowl selection
- Concert and Show Choirs – Superior Ratings, Trophy Winners, All State Music Recognition, Honor Choirs
- 7th Grade Duke University Talent Identification Program ACT – student qualifiers
- Fundraising by student organizations with donations to area charities
- Fort Calhoun Science Fair winners, sponsored by OPPD
- Wrestling – Conference, District and State Tournament medalists, State qualifiers
- Omaha World-Herald Outstanding Scholar and All State Academic Honorable Mention
- American Legion Girls’ State and Boys’ State and Junior Law Cadet participants
- Fort Calhoun Honor Roll and Academic Awards
- Concert and Marching Band – Superior ratings in field & parade competitions, All State Music recognition, Honor Bands
- SkillsUSA – Sponsored community Veterans’ Day Program & Homecoming Hog Roast, State Competition medalists
- Capitol Conference tournament Runner-up in softball
- Students selected to Middle School Honor Choirs and Bands
- Student Council fund raisers and recycling project, Homecoming, and Mr. Calhoun
- Girls Softball--Conference Runner-up
- Post-season honors recognition in: cross-country, volleyball, football, softball, boys’ and girls’ basketball, wrestling, boys’ golf, baseball and track & field
- Having a viable TeamMates™ program at Fort Calhoun Schools
- Art work chosen for the Aviation Art Contest and Audubon Society of Omaha Best of Show
- Membership selection to the National Honor Society
- Track & Field – Meet, Conference and District medalists, individual State qualifiers
- Washington County Spelling Bee participants
- Play Production, Conference and District Runner-up and outstanding acting award recipients
- Nebraska School Activities Association Academic All-State honors – all sports & activities
- Conference Quiz Bowl
- Students published for their writing
- Homecoming and Prom Royalty
- Washington County Museum Art Show winners
- Junior High Basketball successes
- Junior High Math Counts
- Midland University Pinnacle Bank High School Leaders
- Greater Omaha Sports Council 2013-14 Male Cross Country Athlete
- Metro CC Deans List students
- Staff participant in gallery art show

Fort Calhoun Community Schools
1506 Lincoln Street - Box 430
Fort Calhoun, NE 68023

Non-Profit Organization
U.S. Postage Paid
Permit #4
Fort Calhoun, NE 68023

