

Survey Response Counts

Section: Purpose and Direction

Question / Institution			Strongly Agree		Agree		Neutral		Disagree		Strongly Disagree		Not Applicable		Total	
			#	%	#	%	#	%	#	%	#	%	#	%	#	%
1. Our school's purpose statement is clearly focused on student success.	Fort Calhoun Elementary School	Average Score	85	47.49%	75	41.9%	16	8.94%	0	0%	1	0.56%	2	1.12%	179	100%
		4.32	85	47.49%	75	41.9%	16	8.94%	0	0%	1	0.56%	2	1.12%	179	100%
	Total		85	47.49%	75	41.9%	16	8.94%	0	0%	1	0.56%	2	1.12%	179	100%
2. Our school's purpose statement is formally reviewed and revised with involvement from parents.	Fort Calhoun Elementary School	Average Score	56	31.28%	67	37.43%	42	23.46%	8	4.47%	3	1.68%	3	1.68%	179	100%
		3.87	56	31.28%	67	37.43%	42	23.46%	8	4.47%	3	1.68%	3	1.68%	179	100%
	Total		56	31.28%	67	37.43%	42	23.46%	8	4.47%	3	1.68%	3	1.68%	179	100%
3. Our school has established goals and a plan for improving student learning.	Fort Calhoun Elementary School	Average Score	81	45.25%	80	44.69%	11	6.15%	4	2.23%	1	0.56%	2	1.12%	179	100%
		4.28	81	45.25%	80	44.69%	11	6.15%	4	2.23%	1	0.56%	2	1.12%	179	100%
	Total		81	45.25%	80	44.69%	11	6.15%	4	2.23%	1	0.56%	2	1.12%	179	100%
Total			222	41.34%	222	41.34%	69	12.85%	12	2.23%	5	0.93%	7	1.3%	537	100%

Section: Governance and Leadership

Question / Institution			Strongly Agree		Agree		Neutral		Disagree		Strongly Disagree		Not Applicable		Total	
			#	%	#	%	#	%	#	%	#	%	#	%	#	%
4. Our school's governing body operates responsibly and functions effectively.	Fort Calhoun Elementary School	Average Score	51	28.49%	88	49.16%	27	15.08%	6	3.35%	5	2.79%	2	1.12%	179	100%
		3.94	51	28.49%	88	49.16%	27	15.08%	6	3.35%	5	2.79%	2	1.12%	179	100%
	Total		51	28.49%	88	49.16%	27	15.08%	6	3.35%	5	2.79%	2	1.12%	179	100%
5. Our school's governing body does not interfere with the operation or leadership of our school.	Fort Calhoun Elementary School	Average Score	41	22.91%	91	50.84%	40	22.35%	2	1.12%	2	1.12%	3	1.68%	179	100%
		3.88	41	22.91%	91	50.84%	40	22.35%	2	1.12%	2	1.12%	3	1.68%	179	100%
	Total		41	22.91%	91	50.84%	40	22.35%	2	1.12%	2	1.12%	3	1.68%	179	100%

Question / Institution			Strongly Agree		Agree		Neutral		Disagree		Strongly Disagree		Not Applicable		Total	
			#	%	#	%	#	%	#	%	#	%	#	%	#	%
			#													
6. Our school has high expectations for students in all classes.	Fort Calhoun Elementary School	Average Score	81	45.25%	79	44.13%	12	6.7%	5	2.79%	1	0.56%	1	0.56%	179	100%
		4.29	81	45.25%	79	44.13%	12	6.7%	5	2.79%	1	0.56%	1	0.56%	179	100%
	Total		81	45.25%	79	44.13%	12	6.7%	5	2.79%	1	0.56%	1	0.56%	179	100%
7. Our school shares responsibility for student learning with its stakeholders.	Fort Calhoun Elementary School	Average Score	60	33.52%	84	46.93%	29	16.2%	2	1.12%	2	1.12%	2	1.12%	179	100%
		4.07	60	33.52%	84	46.93%	29	16.2%	2	1.12%	2	1.12%	2	1.12%	179	100%
	Total		60	33.52%	84	46.93%	29	16.2%	2	1.12%	2	1.12%	2	1.12%	179	100%
8. Our school communicates effectively about the school's goals and activities.	Fort Calhoun Elementary School	Average Score	62	34.64%	81	45.25%	28	15.64%	3	1.68%	5	2.79%	0	0%	179	100%
		4.07	62	34.64%	81	45.25%	28	15.64%	3	1.68%	5	2.79%	0	0%	179	100%
	Total		62	34.64%	81	45.25%	28	15.64%	3	1.68%	5	2.79%	0	0%	179	100%
9. Our school provides opportunities for stakeholders to be involved in the school.	Fort Calhoun Elementary School	Average Score	57	31.84%	81	45.25%	29	16.2%	6	3.35%	3	1.68%	3	1.68%	179	100%
		3.97	57	31.84%	81	45.25%	29	16.2%	6	3.35%	3	1.68%	3	1.68%	179	100%
	Total		57	31.84%	81	45.25%	29	16.2%	6	3.35%	3	1.68%	3	1.68%	179	100%
Total			352	32.77%	504	46.93%	165	15.36%	24	2.23%	18	1.68%	11	1.02%	1,074	100%

Section: Teaching and Assessing for Learning

Question / Institution			Strongly Agree		Agree		Neutral		Disagree		Strongly Disagree		Not Applicable		Total	
			#	%	#	%	#	%	#	%	#	%	#	%	#	%
10. All of my child's teachers provide an equitable curriculum that meets his/her learning needs.	Fort Calhoun Elementary School	Average Score	86	48.59%	74	41.81%	10	5.65%	5	2.82%	2	1.13%	0	0%	177	100%
		4.34	86	48.59%	74	41.81%	10	5.65%	5	2.82%	2	1.13%	0	0%	177	100%
	Total		86	48.59%	74	41.81%	10	5.65%	5	2.82%	2	1.13%	0	0%	177	100%
11. All of my child's teachers give work that challenges my child.	Fort Calhoun Elementary School	Average Score	82	46.33%	83	46.89%	7	3.95%	5	2.82%	0	0%	0	0%	177	100%
		4.37	82	46.33%	83	46.89%	7	3.95%	5	2.82%	0	0%	0	0%	177	100%
	Total		82	46.33%	83	46.89%	7	3.95%	5	2.82%	0	0%	0	0%	177	100%
12. All of my child's teachers use a variety of teaching strategies and learning activities.	Fort Calhoun Elementary School	Average Score	81	45.76%	77	43.5%	12	6.78%	6	3.39%	1	0.56%	0	0%	177	100%
		4.31	81	45.76%	77	43.5%	12	6.78%	6	3.39%	1	0.56%	0	0%	177	100%
	Total		81	45.76%	77	43.5%	12	6.78%	6	3.39%	1	0.56%	0	0%	177	100%

Question / Institution			Strongly Agree		Agree		Neutral		Disagree		Strongly Disagree		Not Applicable		Total	
			#	%	#	%	#	%	#	%	#	%	#	%	#	%
			#		#		#		#		#		#		#	
13. All of my child's teachers meet his/her learning needs by individualizing instruction.	Fort Calhoun Elementary School	Average Score	74	41.81%	74	41.81%	16	9.04%	10	5.65%	3	1.69%	0	0%	177	100%
		4.16	74	41.81%	74	41.81%	16	9.04%	10	5.65%	3	1.69%	0	0%	177	100%
	Total		74	41.81%	74	41.81%	16	9.04%	10	5.65%	3	1.69%	0	0%	177	100%
14. All of my child's teachers work as a team to help my child learn.	Fort Calhoun Elementary School	Average Score	78	44.07%	80	45.2%	10	5.65%	5	2.82%	3	1.69%	1	0.56%	177	100%
		4.25	78	44.07%	80	45.2%	10	5.65%	5	2.82%	3	1.69%	1	0.56%	177	100%
	Total		78	44.07%	80	45.2%	10	5.65%	5	2.82%	3	1.69%	1	0.56%	177	100%
15. All of my child's teachers help me to understand my child's progress.	Fort Calhoun Elementary School	Average Score	94	53.11%	72	40.68%	8	4.52%	2	1.13%	1	0.56%	0	0%	177	100%
		4.45	94	53.11%	72	40.68%	8	4.52%	2	1.13%	1	0.56%	0	0%	177	100%
	Total		94	53.11%	72	40.68%	8	4.52%	2	1.13%	1	0.56%	0	0%	177	100%
16. All of my child's teachers keep me informed regularly of how my child is being graded.	Fort Calhoun Elementary School	Average Score	72	40.68%	77	43.5%	18	10.17%	7	3.95%	2	1.13%	1	0.56%	177	100%
		4.17	72	40.68%	77	43.5%	18	10.17%	7	3.95%	2	1.13%	1	0.56%	177	100%
	Total		72	40.68%	77	43.5%	18	10.17%	7	3.95%	2	1.13%	1	0.56%	177	100%
17. All of my child's teachers report on my child's progress in easy to understand language.	Fort Calhoun Elementary School	Average Score	88	49.72%	77	43.5%	10	5.65%	1	0.56%	1	0.56%	0	0%	177	100%
		4.41	88	49.72%	77	43.5%	10	5.65%	1	0.56%	1	0.56%	0	0%	177	100%
	Total		88	49.72%	77	43.5%	10	5.65%	1	0.56%	1	0.56%	0	0%	177	100%
18. My child sees a relationship between what is being taught and his/her everyday life.	Fort Calhoun Elementary School	Average Score	68	38.42%	85	48.02%	14	7.91%	7	3.95%	2	1.13%	1	0.56%	177	100%
		4.17	68	38.42%	85	48.02%	14	7.91%	7	3.95%	2	1.13%	1	0.56%	177	100%
	Total		68	38.42%	85	48.02%	14	7.91%	7	3.95%	2	1.13%	1	0.56%	177	100%
19. My child knows the expectations for learning in all classes.	Fort Calhoun Elementary School	Average Score	72	40.68%	91	51.41%	9	5.08%	5	2.82%	0	0%	0	0%	177	100%
		4.3	72	40.68%	91	51.41%	9	5.08%	5	2.82%	0	0%	0	0%	177	100%
	Total		72	40.68%	91	51.41%	9	5.08%	5	2.82%	0	0%	0	0%	177	100%
20. My child has at least one adult advocate in the school.	Fort Calhoun Elementary School	Average Score	72	40.68%	78	44.07%	20	11.3%	0	0%	2	1.13%	5	2.82%	177	100%
		4.15	72	40.68%	78	44.07%	20	11.3%	0	0%	2	1.13%	5	2.82%	177	100%
	Total		72	40.68%	78	44.07%	20	11.3%	0	0%	2	1.13%	5	2.82%	177	100%
21. My child is given multiple assessments to measure his/her understanding of what was taught.	Fort Calhoun Elementary School	Average Score	83	46.89%	79	44.63%	13	7.34%	2	1.13%	0	0%	0	0%	177	100%
		4.37	83	46.89%	79	44.63%	13	7.34%	2	1.13%	0	0%	0	0%	177	100%
	Total		83	46.89%	79	44.63%	13	7.34%	2	1.13%	0	0%	0	0%	177	100%

Question / Institution			Strongly Agree		Agree		Neutral		Disagree		Strongly Disagree		Not Applicable		Total	
			#	%	#	%	#	%	#	%	#	%	#	%	#	%
22. My child has up-to-date computers and other technology to learn.	Fort Calhoun Elementary School	Average Score	90	50.85%	73	41.24%	12	6.78%	1	0.56%	1	0.56%	0	0%	177	100%
		4.41	90	50.85%	73	41.24%	12	6.78%	1	0.56%	1	0.56%	0	0%	177	100%
	Total		90	50.85%	73	41.24%	12	6.78%	1	0.56%	1	0.56%	0	0%	177	100%
23. My child has access to support services based on his/her identified needs.	Fort Calhoun Elementary School	Average Score	75	42.37%	72	40.68%	20	11.3%	4	2.26%	0	0%	6	3.39%	177	100%
		4.13	75	42.37%	72	40.68%	20	11.3%	4	2.26%	0	0%	6	3.39%	177	100%
	Total		75	42.37%	72	40.68%	20	11.3%	4	2.26%	0	0%	6	3.39%	177	100%
Total			1,115	45%	1,092	44.07%	179	7.22%	60	2.42%	18	0.73%	14	0.56%	2,478	100%

Section: Resources and Support Systems

Question / Institution			Strongly Agree		Agree		Neutral		Disagree		Strongly Disagree		Not Applicable		Total	
			#	%	#	%	#	%	#	%	#	%	#	%	#	%
24. Our school provides qualified staff members to support student learning.	Fort Calhoun Elementary School	Average Score	88	50%	78	44.32%	6	3.41%	3	1.7%	1	0.57%	0	0%	176	100%
		4.41	88	50%	78	44.32%	6	3.41%	3	1.7%	1	0.57%	0	0%	176	100%
	Total		88	50%	78	44.32%	6	3.41%	3	1.7%	1	0.57%	0	0%	176	100%
25. Our school provides an adequate supply of learning resources that are current and in good condition.	Fort Calhoun Elementary School	Average Score	78	44.32%	85	48.3%	12	6.82%	1	0.57%	0	0%	0	0%	176	100%
		4.36	78	44.32%	85	48.3%	12	6.82%	1	0.57%	0	0%	0	0%	176	100%
	Total		78	44.32%	85	48.3%	12	6.82%	1	0.57%	0	0%	0	0%	176	100%
26. Our school provides a safe learning environment.	Fort Calhoun Elementary School	Average Score	100	56.82%	70	39.77%	3	1.7%	2	1.14%	1	0.57%	0	0%	176	100%
		4.51	100	56.82%	70	39.77%	3	1.7%	2	1.14%	1	0.57%	0	0%	176	100%
	Total		100	56.82%	70	39.77%	3	1.7%	2	1.14%	1	0.57%	0	0%	176	100%
27. Our school provides students with access to a variety of information resources to support their learning.	Fort Calhoun Elementary School	Average Score	79	44.89%	84	47.73%	13	7.39%	0	0%	0	0%	0	0%	176	100%
		4.38	79	44.89%	84	47.73%	13	7.39%	0	0%	0	0%	0	0%	176	100%
	Total		79	44.89%	84	47.73%	13	7.39%	0	0%	0	0%	0	0%	176	100%

Question / Institution			Strongly Agree		Agree		Neutral		Disagree		Strongly Disagree		Not Applicable		Total	
			#	%	#	%	#	%	#	%	#	%	#	%	#	%
28. Our school provides excellent support services (e.g., counseling, and/or career planning).	Fort Calhoun Elementary School	Average Score	46	26.14%	68	38.64%	44	25%	7	3.98%	0	0%	11	6.25%	176	100%
		3.68	46	26.14%	68	38.64%	44	25%	7	3.98%	0	0%	11	6.25%	176	100%
	Total		46	26.14%	68	38.64%	44	25%	7	3.98%	0	0%	11	6.25%	176	100%
29. Our school provides opportunities for students to participate in activities that interest them.	Fort Calhoun Elementary School	Average Score	55	31.25%	97	55.11%	14	7.95%	8	4.55%	0	0%	2	1.14%	176	100%
		4.1	55	31.25%	97	55.11%	14	7.95%	8	4.55%	0	0%	2	1.14%	176	100%
	Total		55	31.25%	97	55.11%	14	7.95%	8	4.55%	0	0%	2	1.14%	176	100%
30. Our school ensures that the facilities support student learning.	Fort Calhoun Elementary School	Average Score	71	40.34%	92	52.27%	10	5.68%	2	1.14%	1	0.57%	0	0%	176	100%
		4.31	71	40.34%	92	52.27%	10	5.68%	2	1.14%	1	0.57%	0	0%	176	100%
	Total		71	40.34%	92	52.27%	10	5.68%	2	1.14%	1	0.57%	0	0%	176	100%
31. Our school ensures the effective use of financial resources.	Fort Calhoun Elementary School	Average Score	43	24.43%	84	47.73%	36	20.45%	3	1.7%	4	2.27%	6	3.41%	176	100%
		3.8	43	24.43%	84	47.73%	36	20.45%	3	1.7%	4	2.27%	6	3.41%	176	100%
	Total		43	24.43%	84	47.73%	36	20.45%	3	1.7%	4	2.27%	6	3.41%	176	100%
32. Our school ensures that instructional time is protected and interruptions are minimized.	Fort Calhoun Elementary School	Average Score	48	27.27%	91	51.7%	31	17.61%	2	1.14%	0	0%	4	2.27%	176	100%
		3.98	48	27.27%	91	51.7%	31	17.61%	2	1.14%	0	0%	4	2.27%	176	100%
	Total		48	27.27%	91	51.7%	31	17.61%	2	1.14%	0	0%	4	2.27%	176	100%
Total			608	38.38%	749	47.29%	169	10.67%	28	1.77%	7	0.44%	23	1.45%	1,584	100%

Section: Using Results for Continuous Improvement

Question / Institution			Strongly Agree		Agree		Neutral		Disagree		Strongly Disagree		Total	
			#	%	#	%	#	%	#	%	#	%	#	%
33. Our school ensures that all staff members monitor and report the achievement of school goals.	Fort Calhoun Elementary School	Average Score	58	33.14%	90	51.43%	21	12%	5	2.86%	1	0.57%	175	100%
		4.14	58	33.14%	90	51.43%	21	12%	5	2.86%	1	0.57%	175	100%
	Total		58	33.14%	90	51.43%	21	12%	5	2.86%	1	0.57%	175	100%

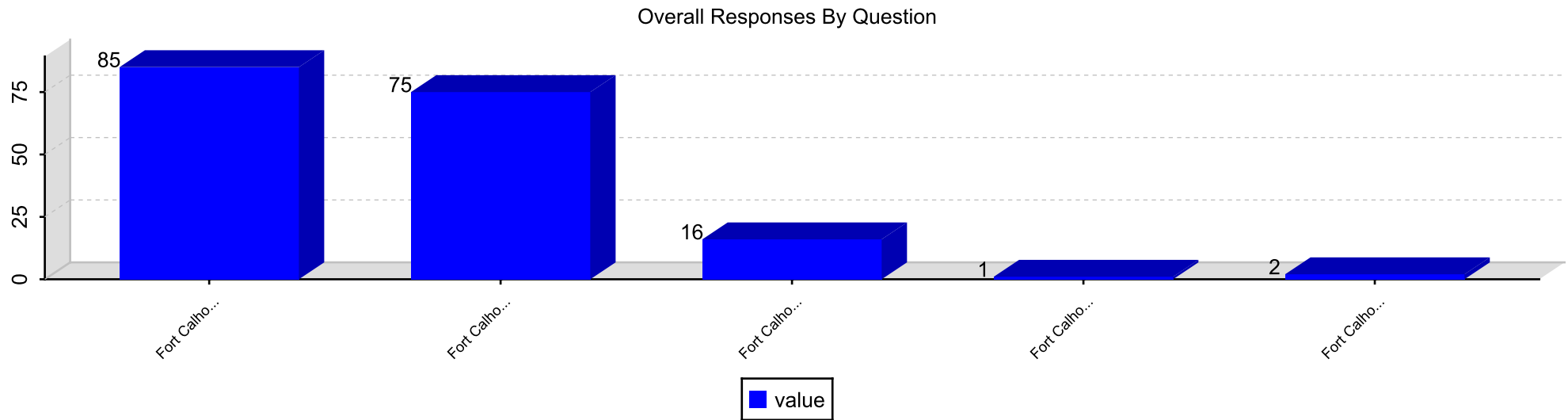
Question / Institution			Strongly Agree		Agree		Neutral		Disagree		Strongly Disagree		Total	
			#	%	#	%	#	%	#	%	Strongly Disagree		#	%
											#	%		
34. My child is prepared for success in the next school year.	Fort Calhoun Elementary School	Average Score	75	42.86%	85	48.57%	13	7.43%	1	0.57%	1	0.57%	175	100%
		4.33	75	42.86%	85	48.57%	13	7.43%	1	0.57%	1	0.57%	175	100%
	Total		75	42.86%	85	48.57%	13	7.43%	1	0.57%	1	0.57%	175	100%
35. My child has administrators and teachers that monitor and inform me of his/her learning progress.	Fort Calhoun Elementary School	Average Score	87	49.71%	73	41.71%	9	5.14%	5	2.86%	1	0.57%	175	100%
		4.37	87	49.71%	73	41.71%	9	5.14%	5	2.86%	1	0.57%	175	100%
	Total		87	49.71%	73	41.71%	9	5.14%	5	2.86%	1	0.57%	175	100%
Total			220	41.9%	248	47.24%	43	8.19%	11	2.1%	3	0.57%	525	100%

Responses By Section and Question

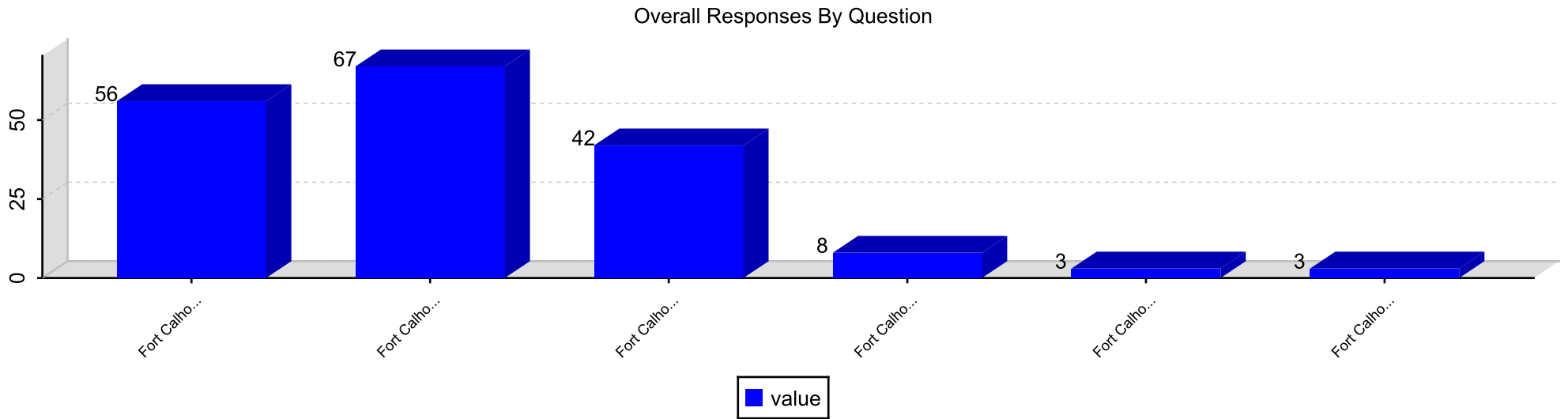
Section: Purpose and Direction

Responses By Question

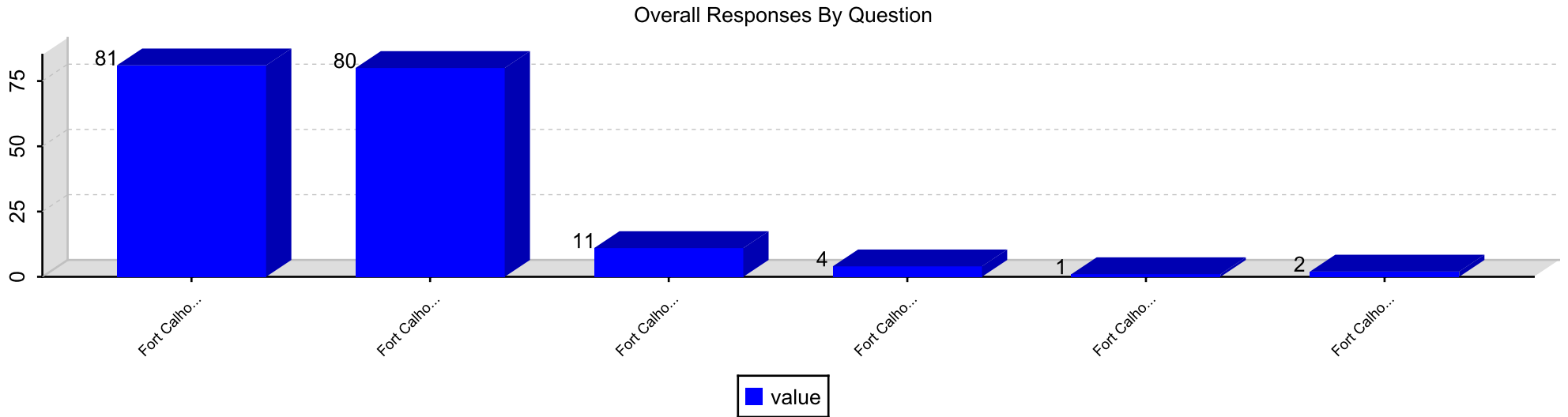
Question 1. Our school's purpose statement is clearly focused on student success.



Question 2. Our school's purpose statement is formally reviewed and revised with involvement from parents.



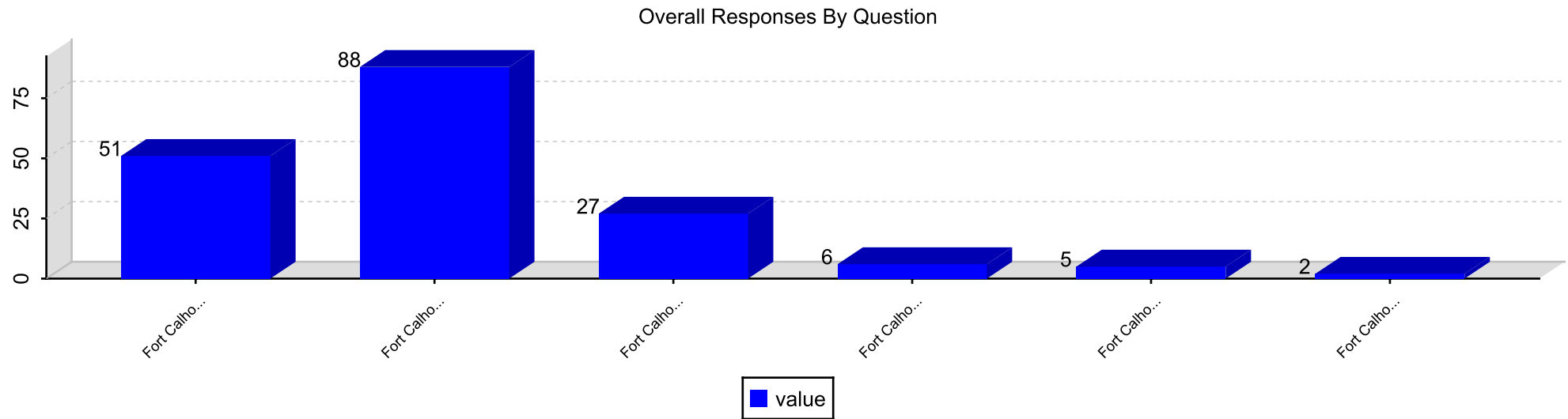
Question 3. Our school has established goals and a plan for improving student learning.



Section: Governance and Leadership

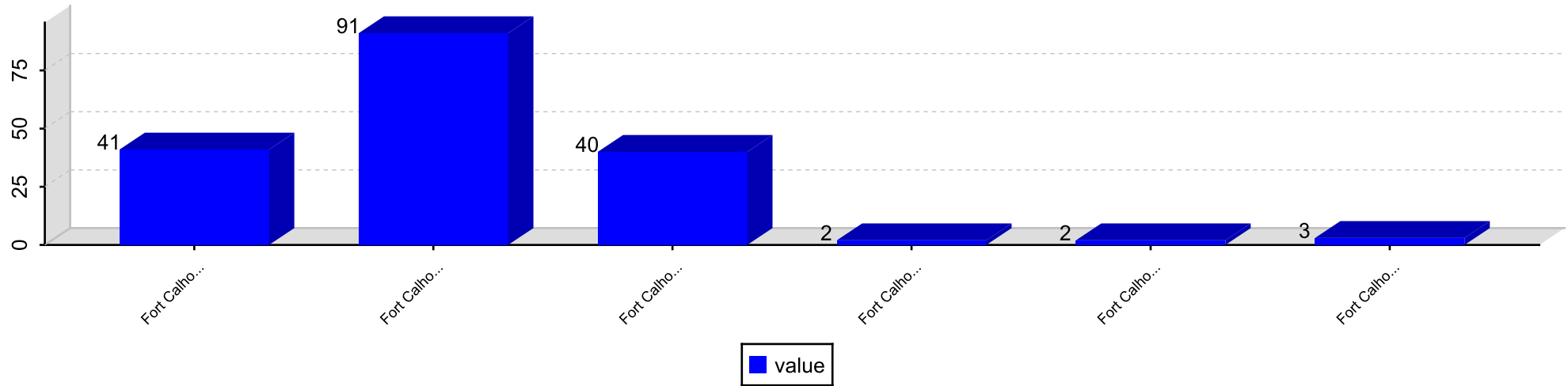
Responses By Question

Question 4. Our school's governing body operates responsibly and functions effectively.



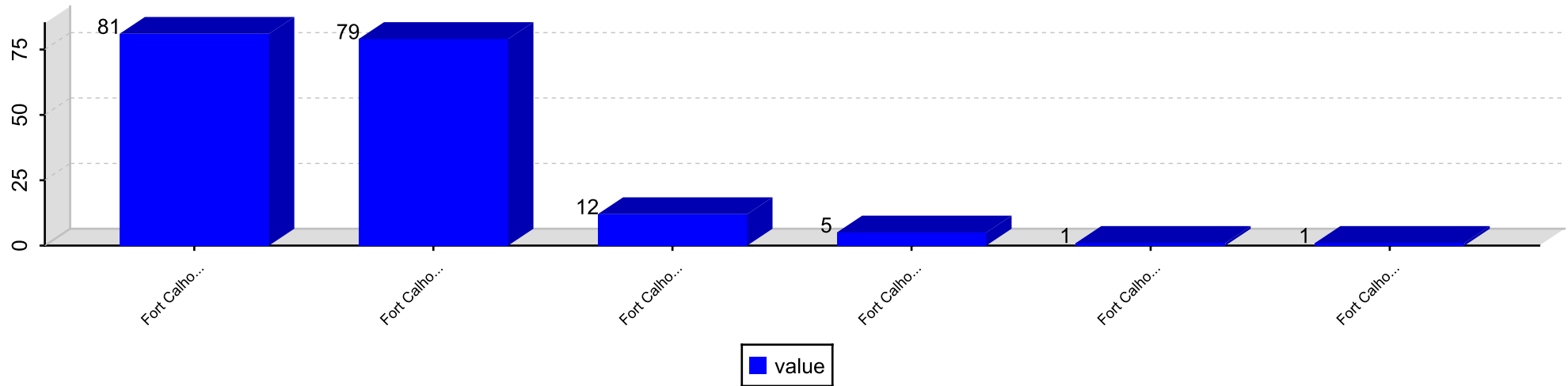
Question 5. Our school's governing body does not interfere with the operation or leadership of our school.

Overall Responses By Question

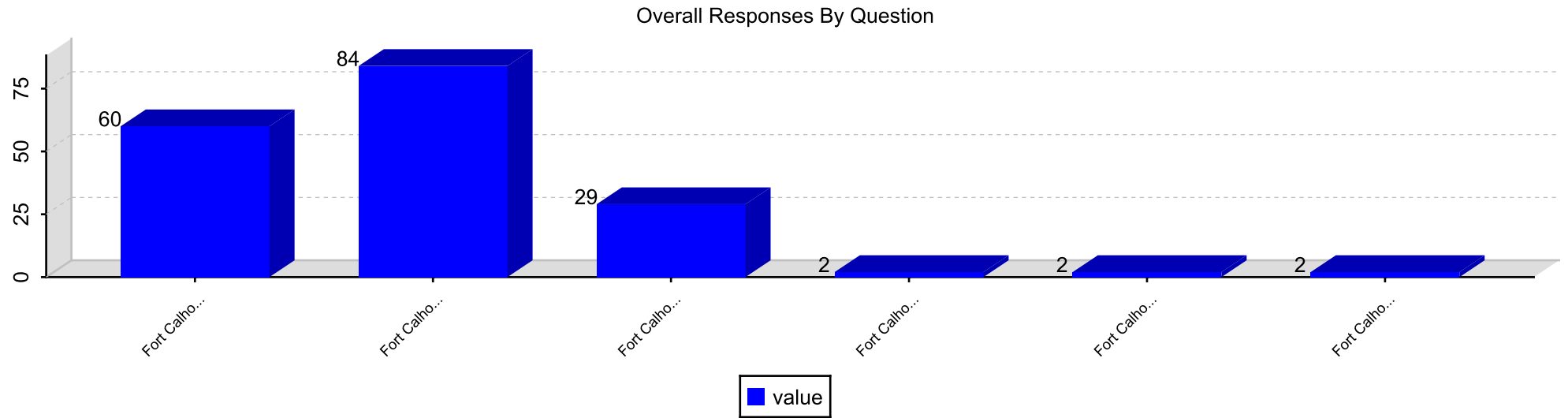


Question 6. Our school has high expectations for students in all classes.

Overall Responses By Question

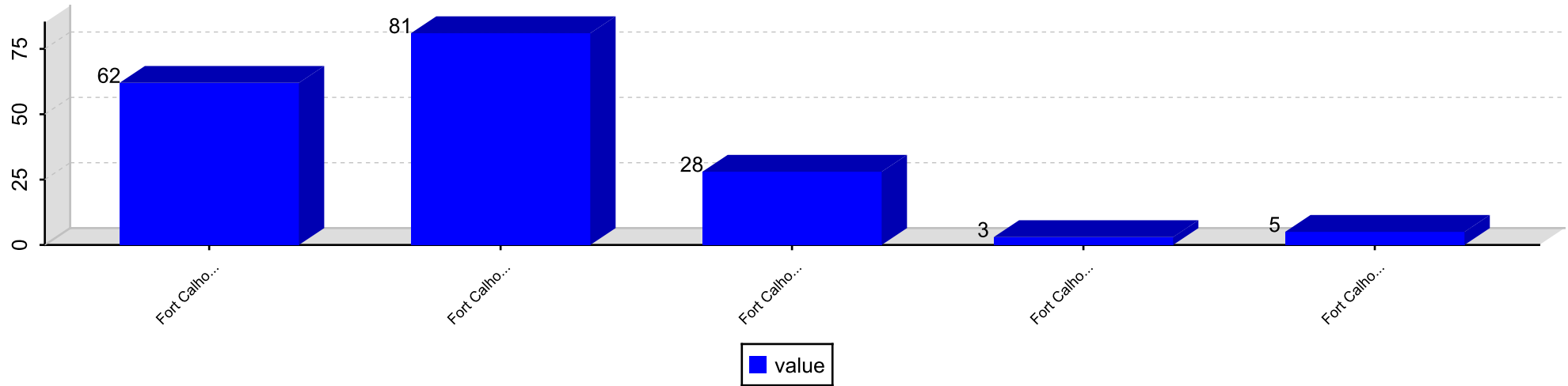


Question 7. Our school shares responsibility for student learning with its stakeholders.



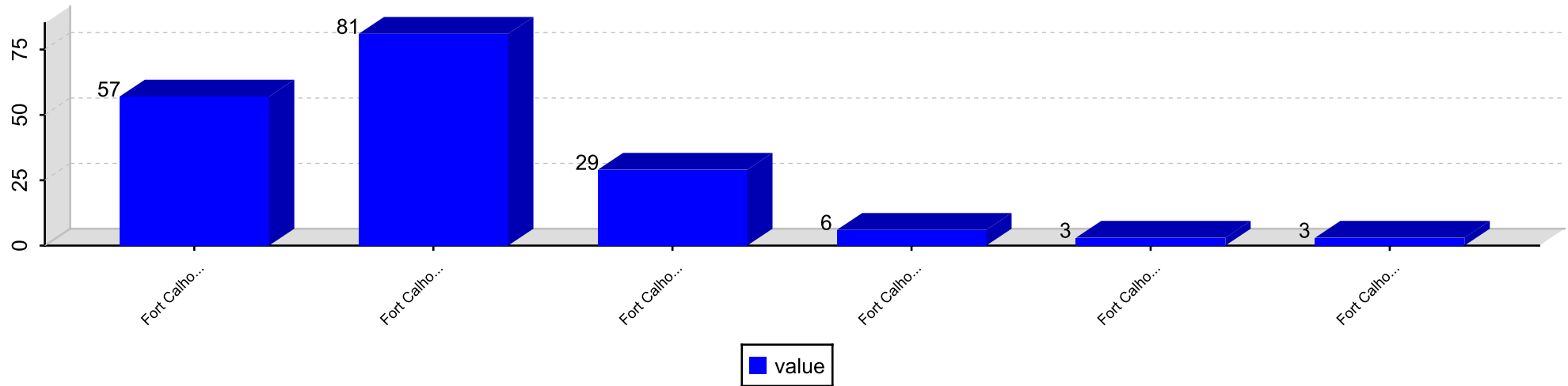
Question 8. Our school communicates effectively about the school's goals and activities.

Overall Responses By Question



Question 9. Our school provides opportunities for stakeholders to be involved in the school.

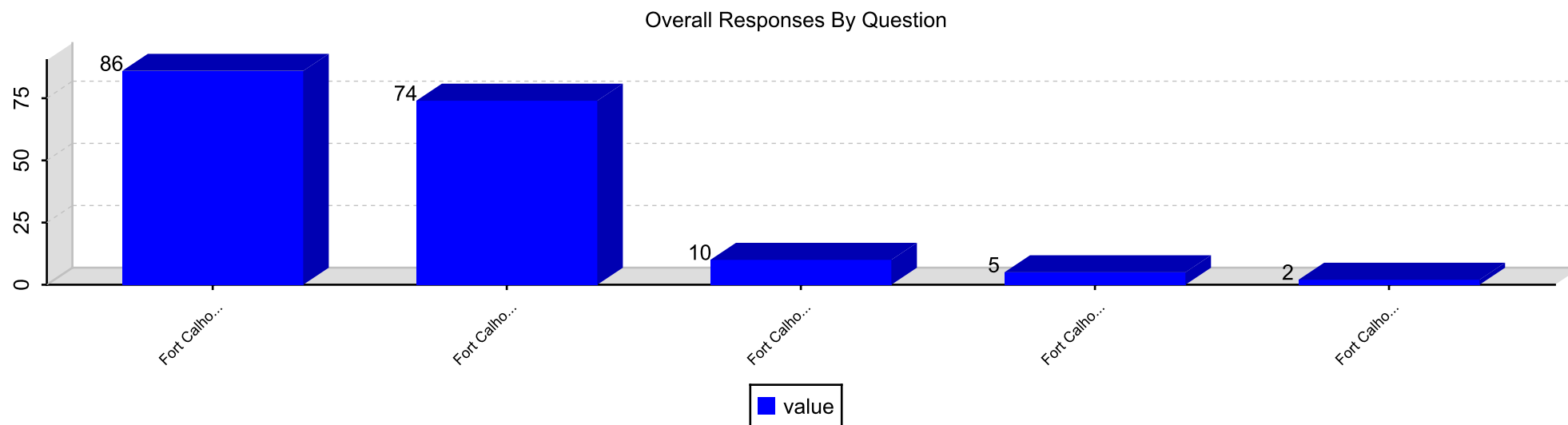
Overall Responses By Question



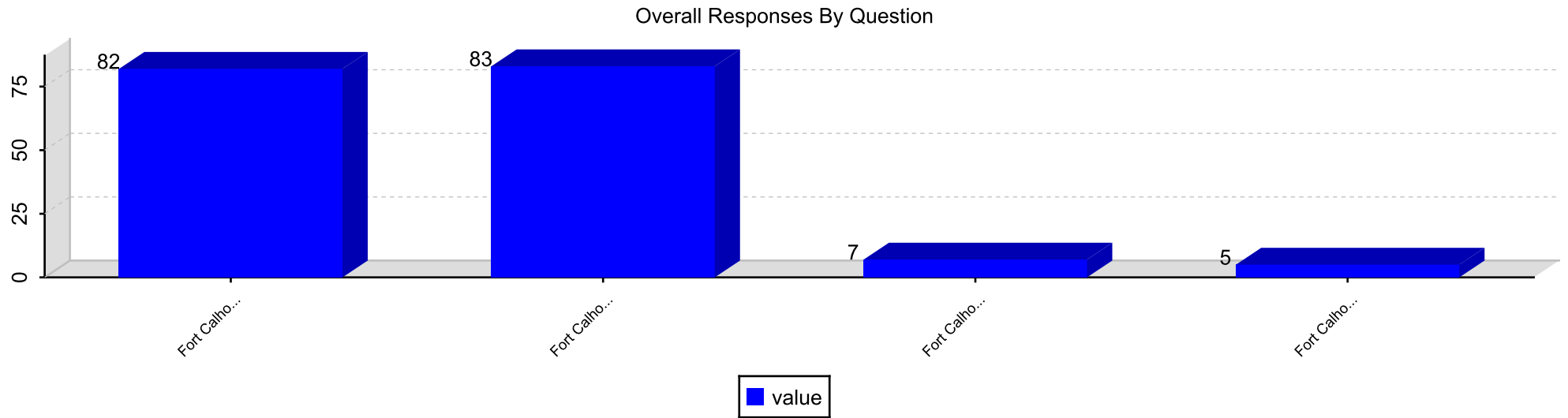
Section: Teaching and Assessing for Learning

Responses By Question

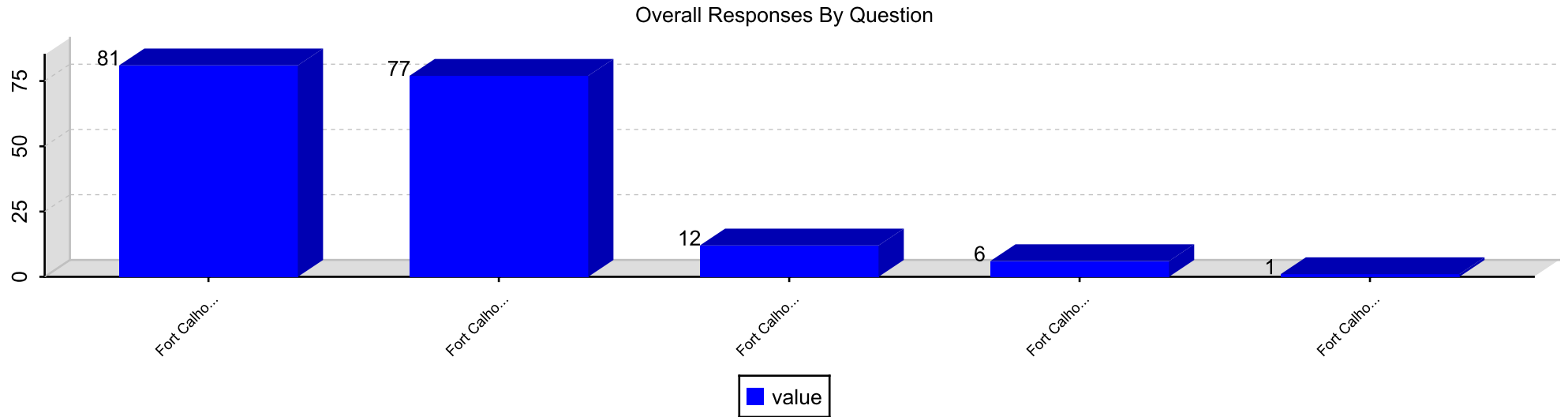
Question 10. All of my child's teachers provide an equitable curriculum that meets his/her learning needs.



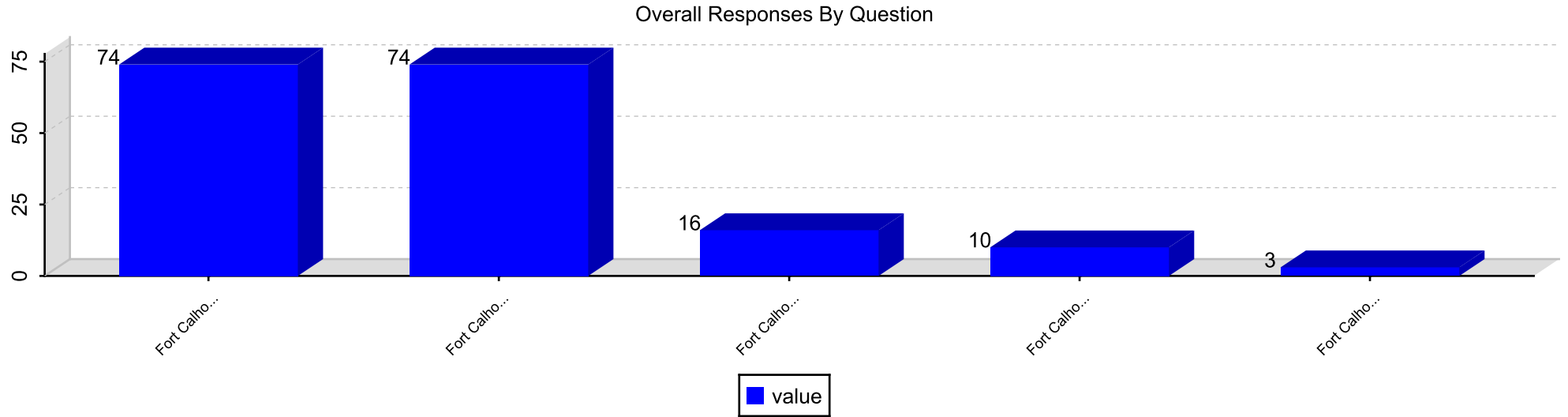
Question 11. All of my child's teachers give work that challenges my child.



Question 12. All of my child's teachers use a variety of teaching strategies and learning activities.

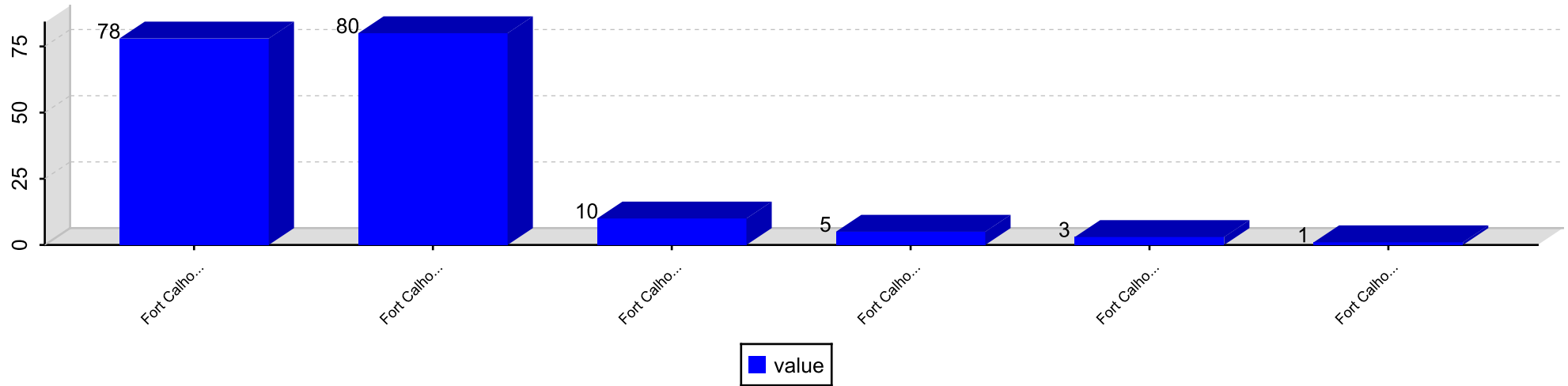


Question 13. All of my child's teachers meet his/her learning needs by individualizing instruction.



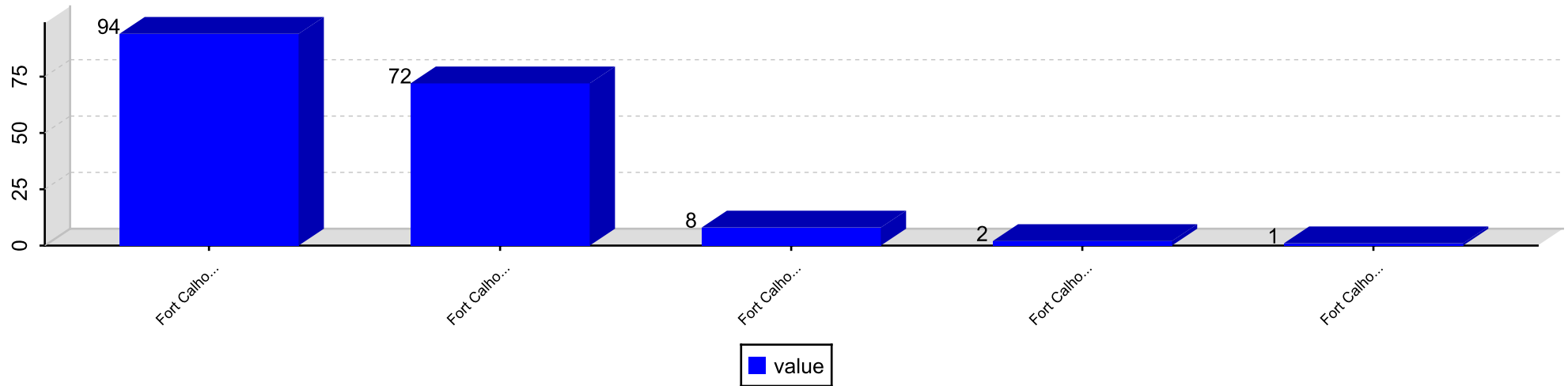
Question 14. All of my child's teachers work as a team to help my child learn.

Overall Responses By Question

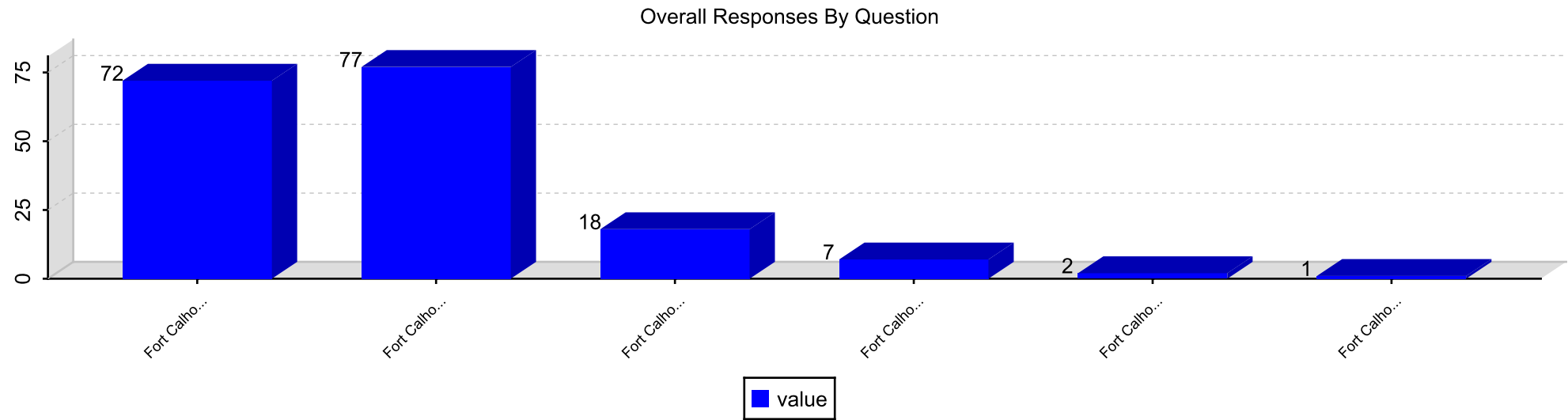


Question 15. All of my child's teachers help me to understand my child's progress.

Overall Responses By Question

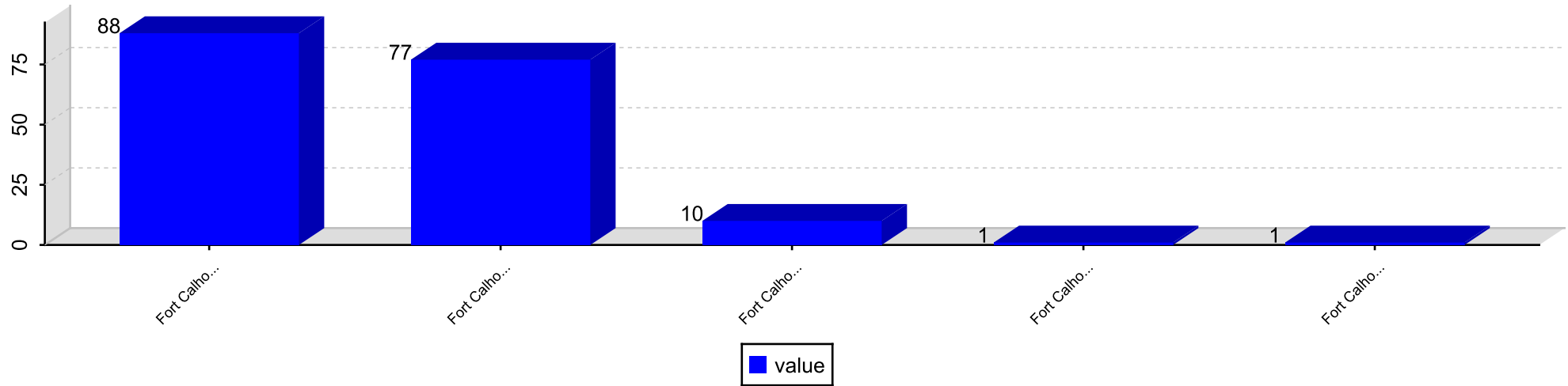


Question 16. All of my child's teachers keep me informed regularly of how my child is being graded.



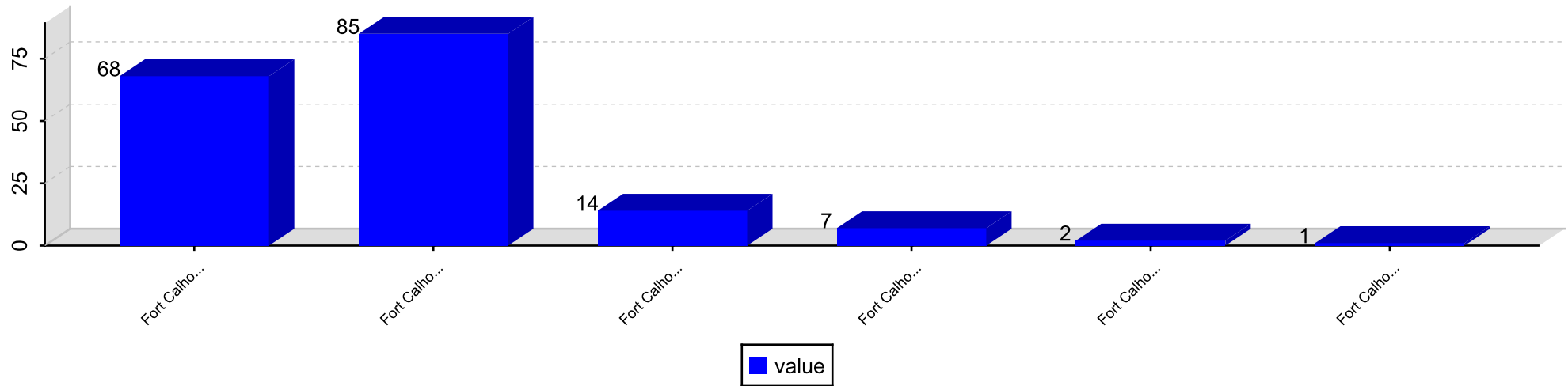
Question 17. All of my child's teachers report on my child's progress in easy to understand language.

Overall Responses By Question

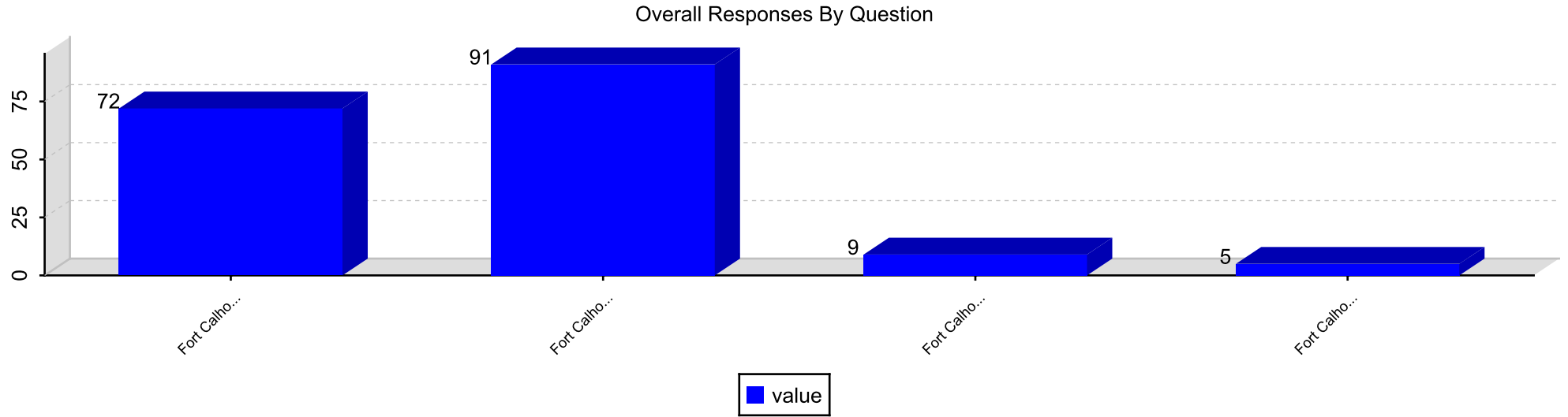


Question 18. My child sees a relationship between what is being taught and his/her everyday life.

Overall Responses By Question

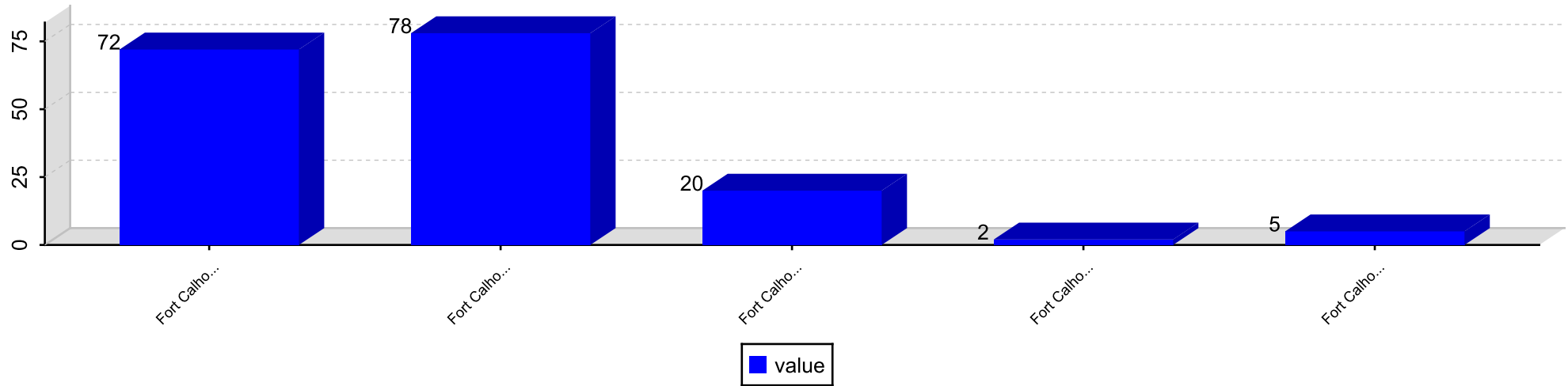


Question 19. My child knows the expectations for learning in all classes.



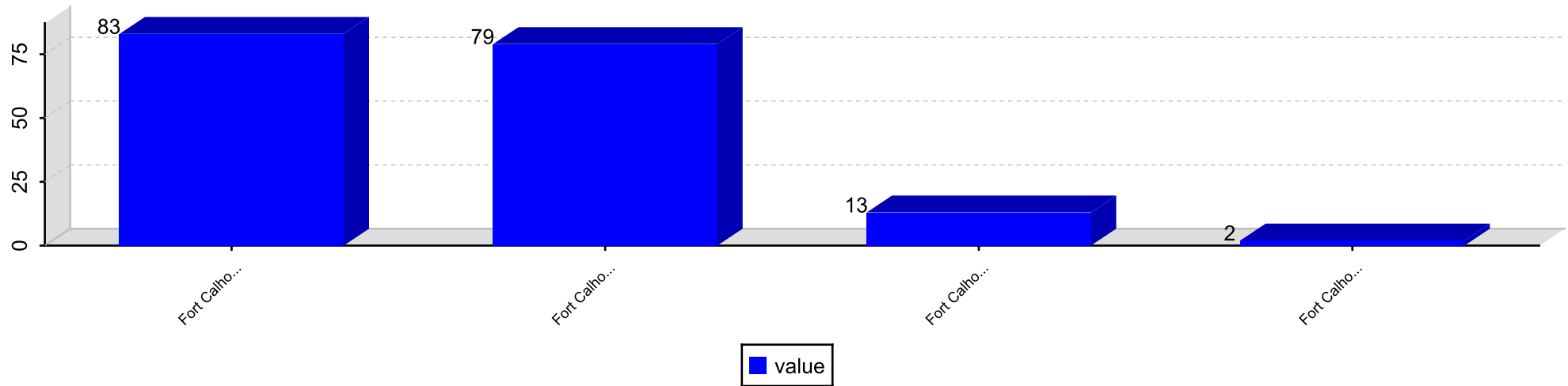
Question 20. My child has at least one adult advocate in the school.

Overall Responses By Question

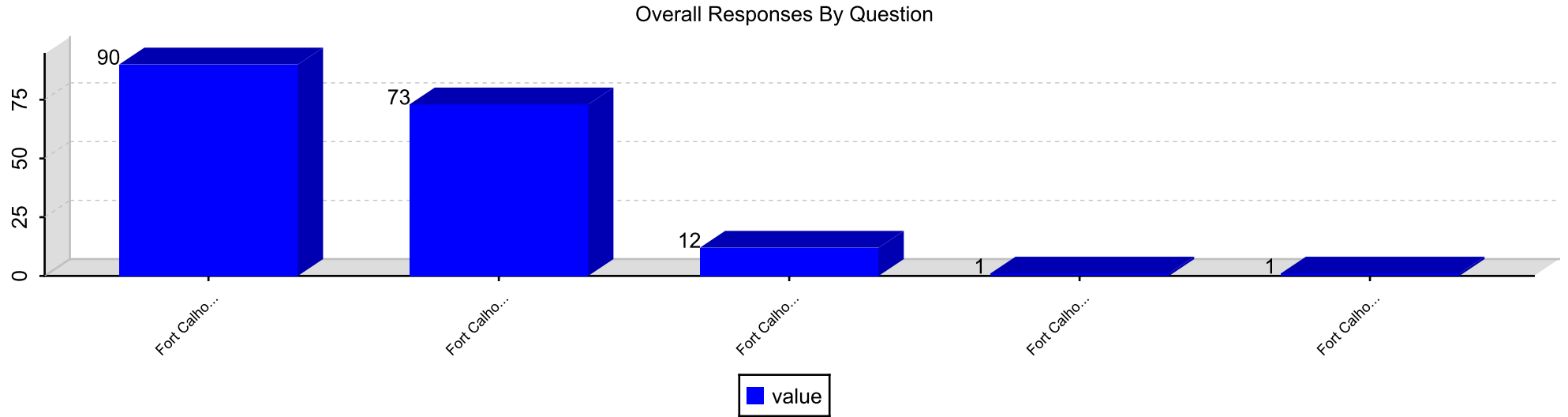


Question 21. My child is given multiple assessments to measure his/her understanding of what was taught.

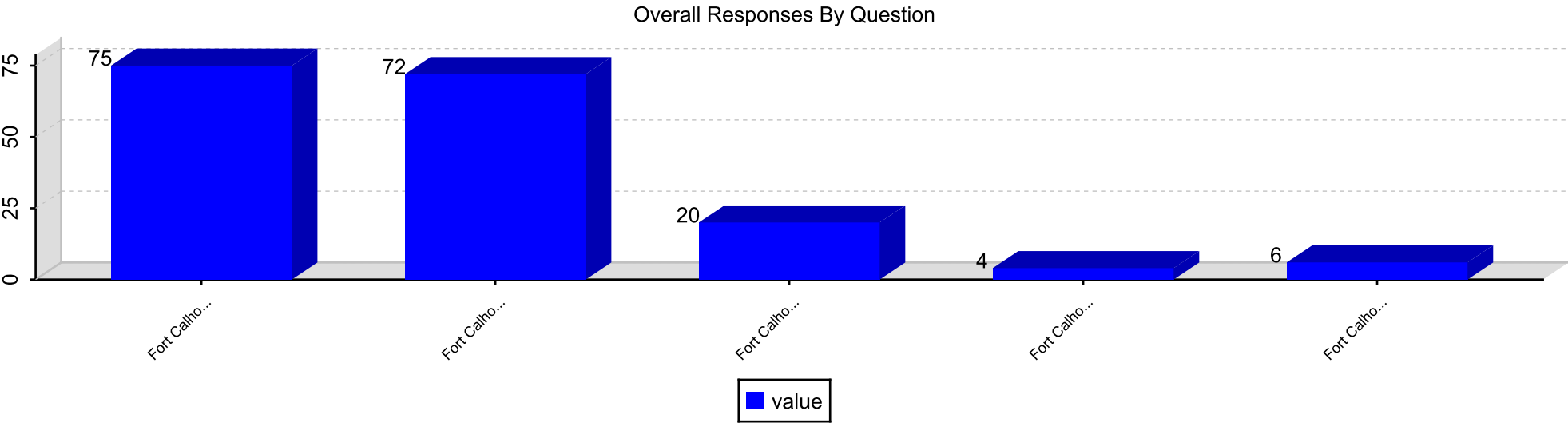
Overall Responses By Question



Question 22. My child has up-to-date computers and other technology to learn.



Question 23. My child has access to support services based on his/her identified needs.

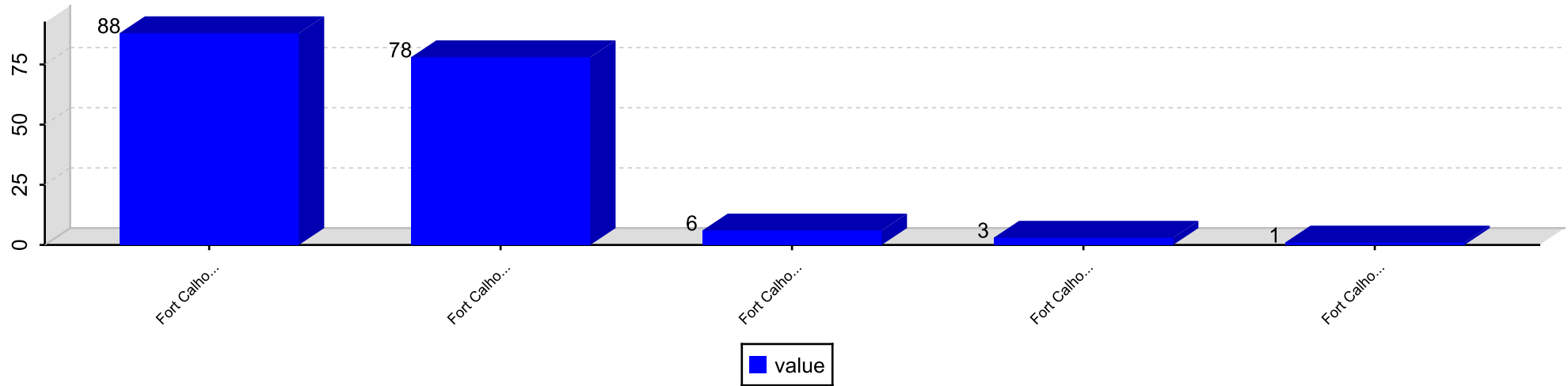


Section: Resources and Support Systems

Responses By Question

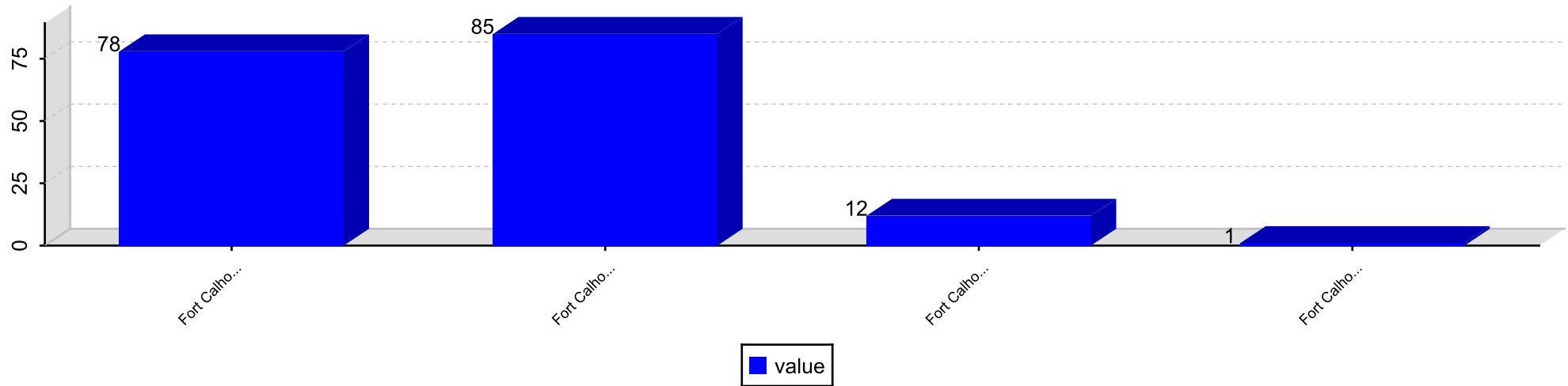
Question 24. Our school provides qualified staff members to support student learning.

Overall Responses By Question

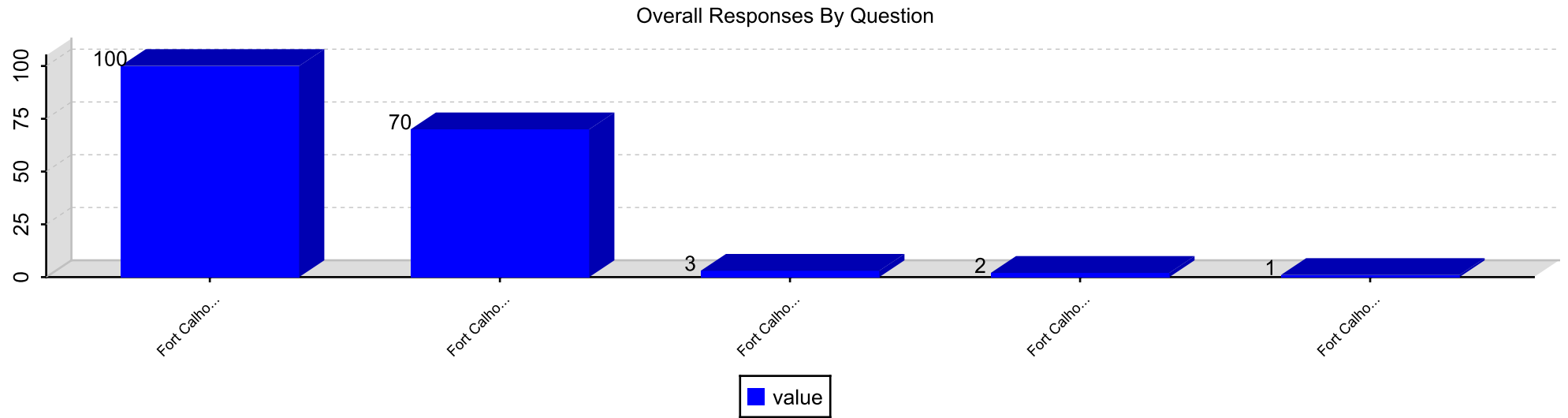


Question 25. Our school provides an adequate supply of learning resources that are current and in good condition.

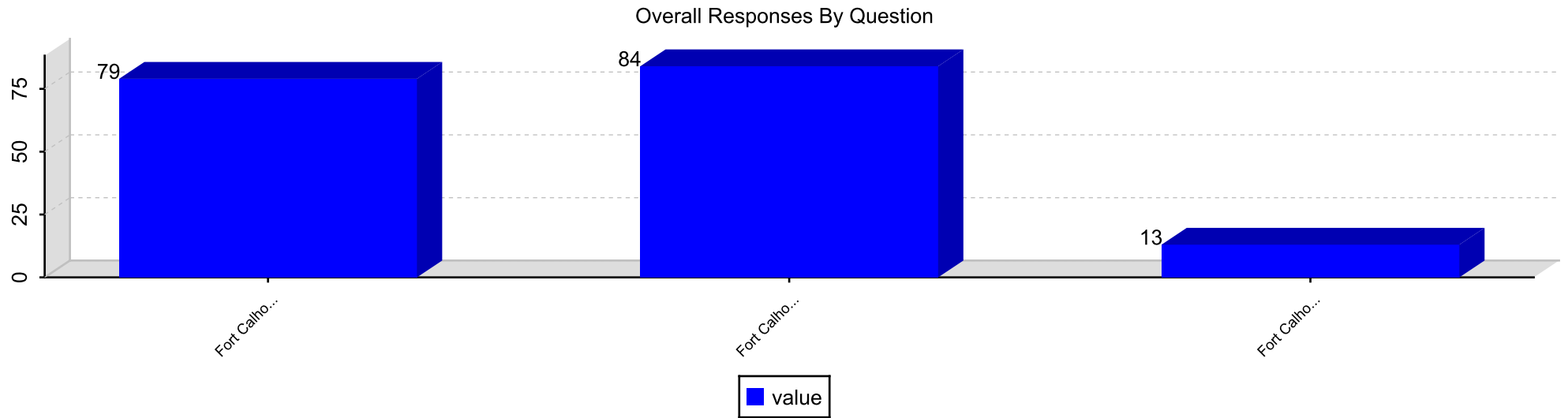
Overall Responses By Question



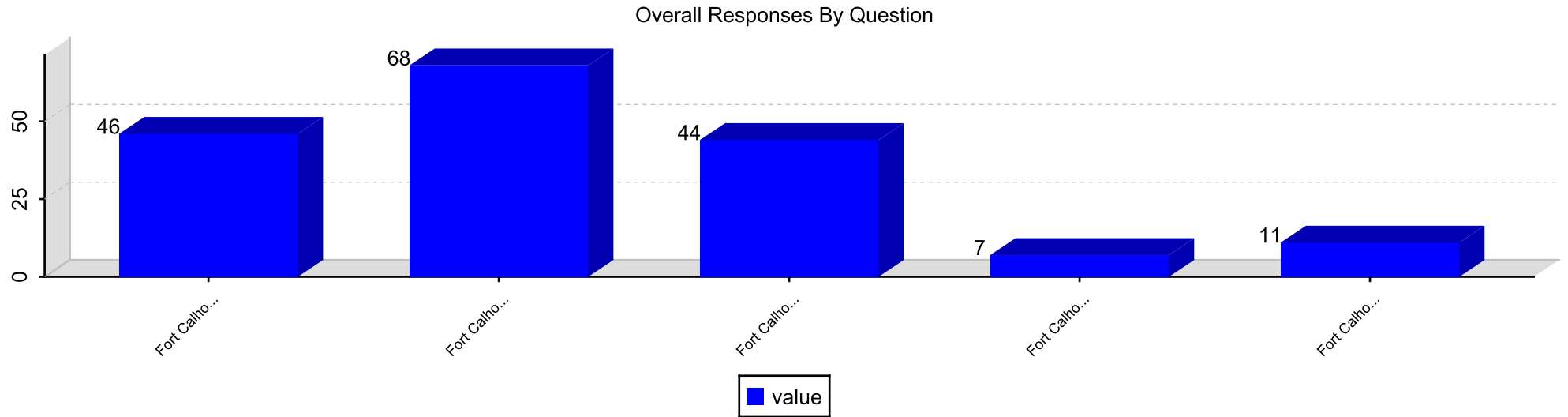
Question 26. Our school provides a safe learning environment.



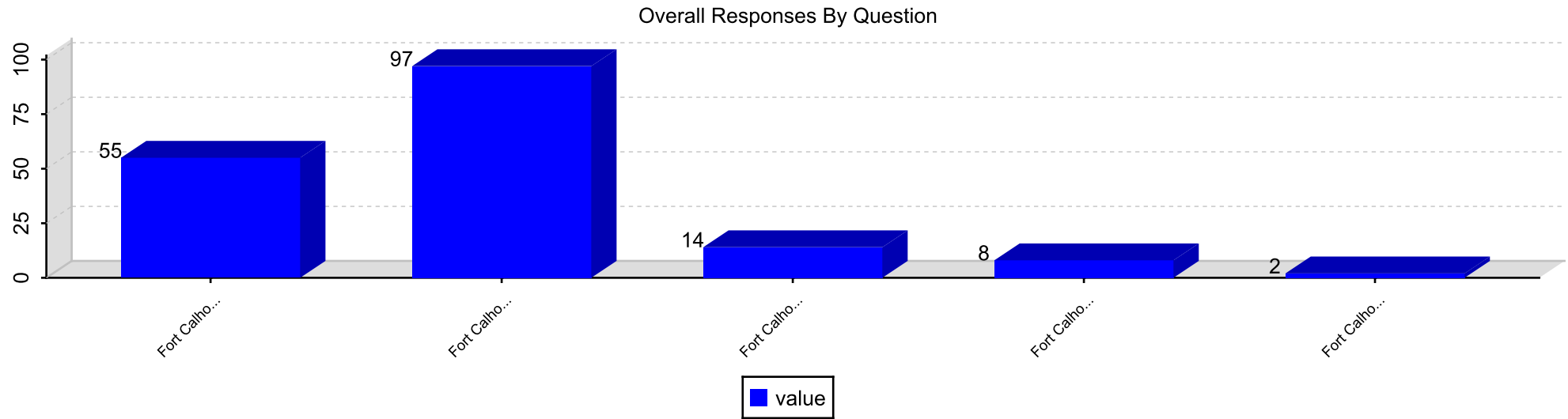
Question 27. Our school provides students with access to a variety of information resources to support their learning.



Question 28. Our school provides excellent support services (e.g., counseling, and/or career planning).

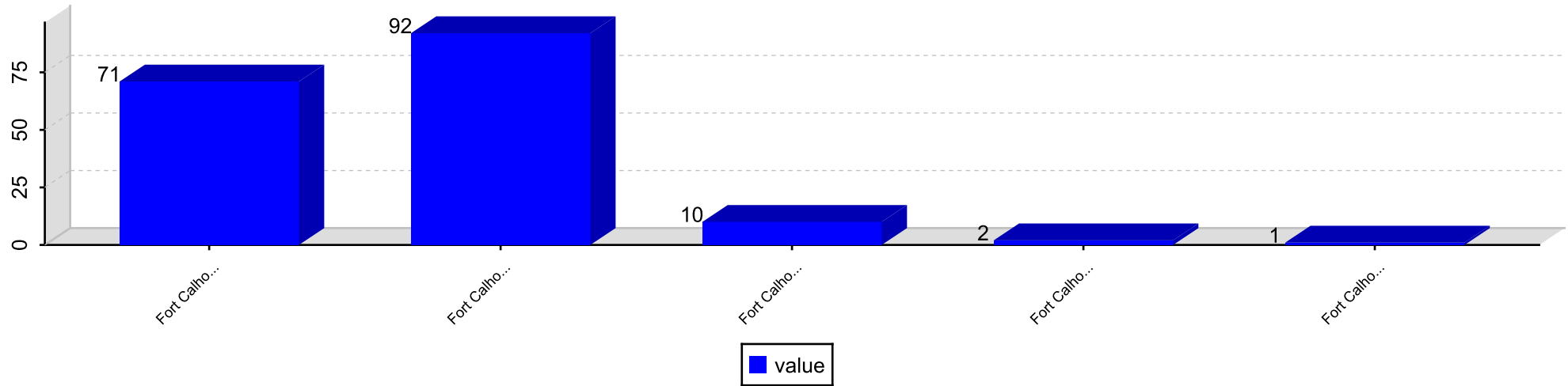


Question 29. Our school provides opportunities for students to participate in activities that interest them.



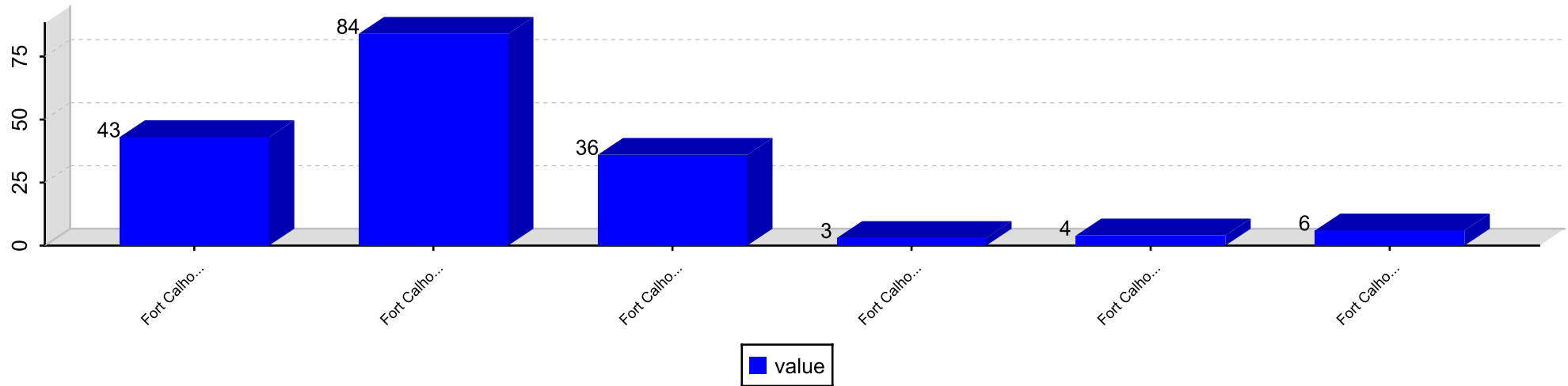
Question 30. Our school ensures that the facilities support student learning.

Overall Responses By Question

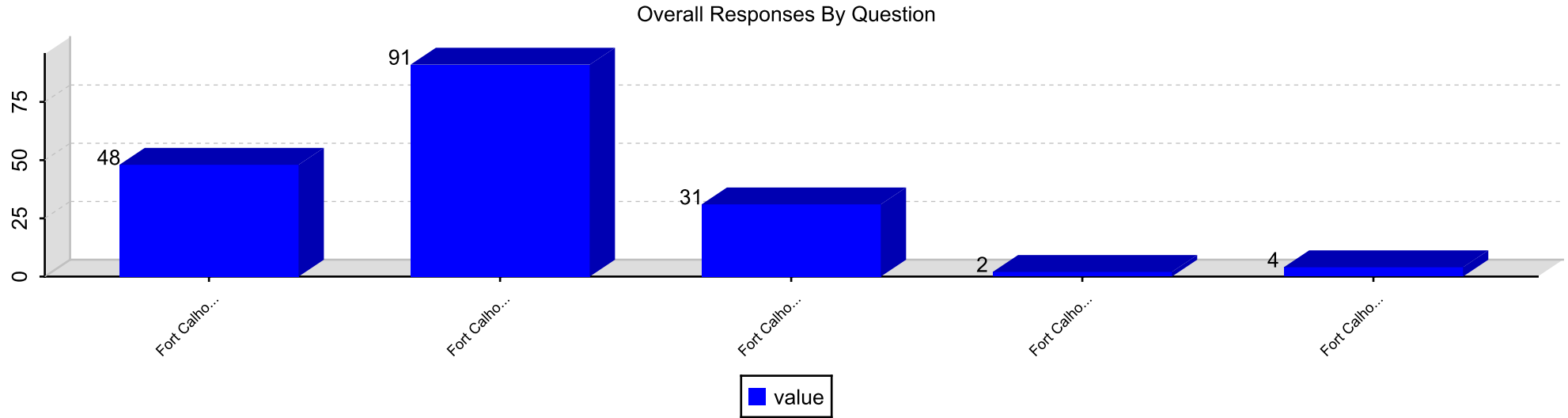


Question 31. Our school ensures the effective use of financial resources.

Overall Responses By Question



Question 32. Our school ensures that instructional time is protected and interruptions are minimized.

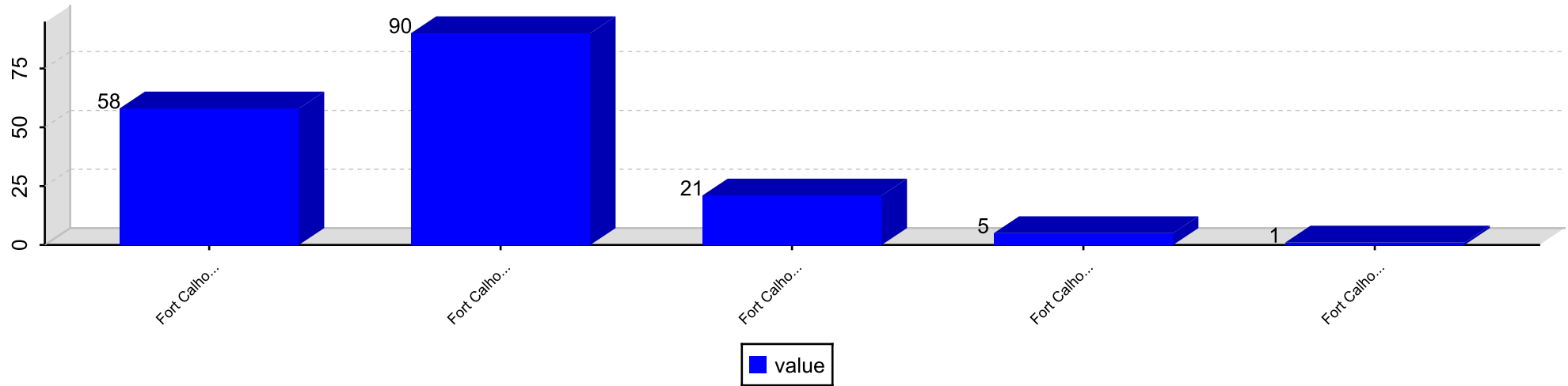


Section: Using Results for Continuous Improvement

Responses By Question

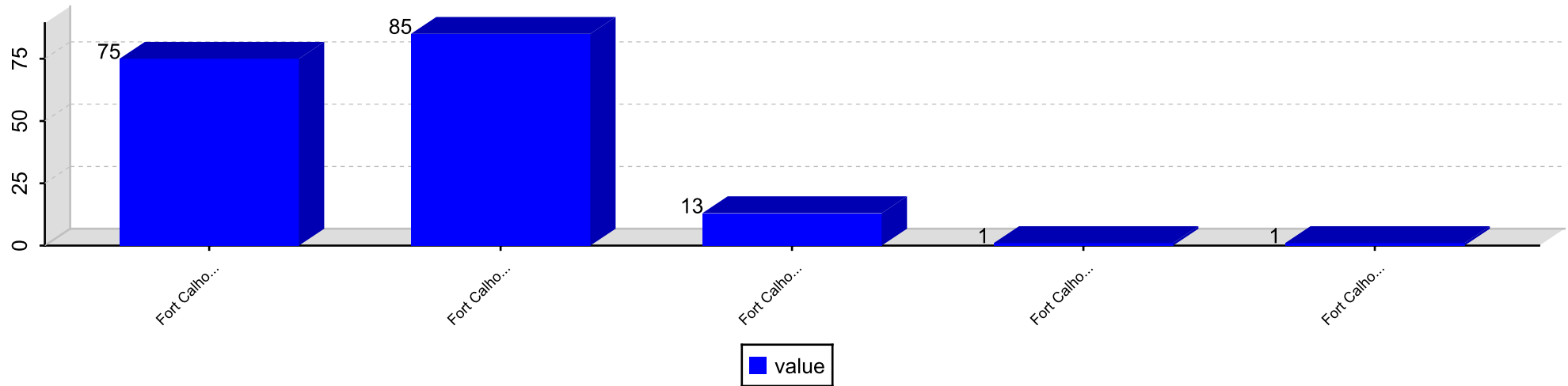
Question 33. Our school ensures that all staff members monitor and report the achievement of school goals.

Overall Responses By Question



Question 34. My child is prepared for success in the next school year.

Overall Responses By Question



Question 35. My child has administrators and teachers that monitor and inform me of his/her learning progress.

