

### Survey Response Counts

#### Section: Purpose and Direction

Question / Institution			Strongly Agree		Agree		Neutral		Disagree		Strongly Disagree		Total	
			#	%	#	%	#	%	#	%	#	%	#	%
1. Our school's purpose statement is clearly focused on student success.	Fort Calhoun High School	Average Score	53	35.57%	79	53.02%	12	8.05%	2	1.34%	3	2.01%	149	100%
		4.19	53	35.57%	79	53.02%	12	8.05%	2	1.34%	3	2.01%	149	100%
	Total	53	35.57%	79	53.02%	12	8.05%	2	1.34%	3	2.01%	149	100%	
2. Our school's purpose statement is formally reviewed and revised with involvement from parents.	Fort Calhoun High School	Average Score	26	17.45%	68	45.64%	43	28.86%	9	6.04%	3	2.01%	149	100%
		3.7	26	17.45%	68	45.64%	43	28.86%	9	6.04%	3	2.01%	149	100%
	Total	26	17.45%	68	45.64%	43	28.86%	9	6.04%	3	2.01%	149	100%	
3. Our school has established goals and a plan for improving student learning.	Fort Calhoun High School	Average Score	49	32.89%	85	57.05%	11	7.38%	3	2.01%	1	0.67%	149	100%
		4.19	49	32.89%	85	57.05%	11	7.38%	3	2.01%	1	0.67%	149	100%
	Total	49	32.89%	85	57.05%	11	7.38%	3	2.01%	1	0.67%	149	100%	
Total			128	28.64%	232	51.9%	66	14.77%	14	3.13%	7	1.57%	447	100%

#### Section: Governance and Leadership

Question / Institution			Strongly Agree		Agree		Neutral		Disagree		Strongly Disagree		Total	
			#	%	#	%	#	%	#	%	#	%	#	%
4. Our school's governing body operates responsibly and functions effectively.	Fort Calhoun High School	Average Score	40	27.03%	78	52.7%	26	17.57%	2	1.35%	2	1.35%	148	100%
		4.03	40	27.03%	78	52.7%	26	17.57%	2	1.35%	2	1.35%	148	100%
	Total	40	27.03%	78	52.7%	26	17.57%	2	1.35%	2	1.35%	148	100%	
5. Our school's governing body does not interfere with the operation or leadership of our school.	Fort Calhoun High School	Average Score	27	18.24%	75	50.68%	39	26.35%	7	4.73%	0	0%	148	100%
		3.82	27	18.24%	75	50.68%	39	26.35%	7	4.73%	0	0%	148	100%
	Total	27	18.24%	75	50.68%	39	26.35%	7	4.73%	0	0%	148	100%	

Question / Institution			Strongly Agree		Agree		Neutral		Disagree		Strongly Disagree		Total	
			#	%	#	%	#	%	#	%	#	%	#	%
6. Our school has high expectations for students in all classes.	Fort Calhoun High School	Average Score	43	29.05%	80	54.05%	16	10.81%	8	5.41%	1	0.68%	148	100%
		4.05	43	29.05%	80	54.05%	16	10.81%	8	5.41%	1	0.68%	148	100%
	Total	43	29.05%	80	54.05%	16	10.81%	8	5.41%	1	0.68%	148	100%	
7. Our school shares responsibility for student learning with its stakeholders.	Fort Calhoun High School	Average Score	29	19.59%	81	54.73%	30	20.27%	6	4.05%	2	1.35%	148	100%
		3.87	29	19.59%	81	54.73%	30	20.27%	6	4.05%	2	1.35%	148	100%
	Total	29	19.59%	81	54.73%	30	20.27%	6	4.05%	2	1.35%	148	100%	
8. Our school communicates effectively about the school's goals and activities.	Fort Calhoun High School	Average Score	39	26.35%	80	54.05%	18	12.16%	9	6.08%	2	1.35%	148	100%
		3.98	39	26.35%	80	54.05%	18	12.16%	9	6.08%	2	1.35%	148	100%
	Total	39	26.35%	80	54.05%	18	12.16%	9	6.08%	2	1.35%	148	100%	
9. Our school provides opportunities for stakeholders to be involved in the school.	Fort Calhoun High School	Average Score	38	25.68%	72	48.65%	28	18.92%	8	5.41%	2	1.35%	148	100%
		3.92	38	25.68%	72	48.65%	28	18.92%	8	5.41%	2	1.35%	148	100%
	Total	38	25.68%	72	48.65%	28	18.92%	8	5.41%	2	1.35%	148	100%	
Total			216	24.32%	466	52.48%	157	17.68%	40	4.5%	9	1.01%	888	100%

Section: Teaching and Assessing for Learning

Question / Institution			Strongly Agree		Agree		Neutral		Disagree		Strongly Disagree		Not Applicable		Total	
			#	%	#	%	#	%	#	%	#	%	#	%	#	%
10. All of my child's teachers provide an equitable curriculum that meets his/her learning needs.	Fort Calhoun High School	Average Score	26	17.69%	89	60.54%	16	10.88%	14	9.52%	2	1.36%	0	0%	147	100%
		3.84	26	17.69%	89	60.54%	16	10.88%	14	9.52%	2	1.36%	0	0%	147	100%
	Total	26	17.69%	89	60.54%	16	10.88%	14	9.52%	2	1.36%	0	0%	147	100%	
11. All of my child's teachers give work that challenges my child.	Fort Calhoun High School	Average Score	28	19.05%	87	59.18%	20	13.61%	10	6.8%	2	1.36%	0	0%	147	100%
		3.88	28	19.05%	87	59.18%	20	13.61%	10	6.8%	2	1.36%	0	0%	147	100%
	Total	28	19.05%	87	59.18%	20	13.61%	10	6.8%	2	1.36%	0	0%	147	100%	
12. All of my child's teachers use a variety of teaching strategies and learning activities.	Fort Calhoun High School	Average Score	23	15.65%	82	55.78%	26	17.69%	14	9.52%	2	1.36%	0	0%	147	100%
		3.75	23	15.65%	82	55.78%	26	17.69%	14	9.52%	2	1.36%	0	0%	147	100%
	Total	23	15.65%	82	55.78%	26	17.69%	14	9.52%	2	1.36%	0	0%	147	100%	

Question / Institution			Strongly Agree		Agree		Neutral		Disagree		Strongly Disagree		Not Applicable		Total	
			#	%	#	%	#	%	#	%	#	%	#	%	#	%
13. All of my child's teachers meet his/her learning needs by individualizing instruction.	Fort Calhoun High School	Average Score	23	15.65%	62	42.18%	33	22.45%	24	16.33%	4	2.72%	1	0.68%	147	100%
		3.5	23	15.65%	62	42.18%	33	22.45%	24	16.33%	4	2.72%	1	0.68%	147	100%
	Total	23	15.65%	62	42.18%	33	22.45%	24	16.33%	4	2.72%	1	0.68%	147	100%	
14. All of my child's teachers work as a team to help my child learn.	Fort Calhoun High School	Average Score	26	17.69%	73	49.66%	28	19.05%	15	10.2%	4	2.72%	1	0.68%	147	100%
		3.67	26	17.69%	73	49.66%	28	19.05%	15	10.2%	4	2.72%	1	0.68%	147	100%
	Total	26	17.69%	73	49.66%	28	19.05%	15	10.2%	4	2.72%	1	0.68%	147	100%	
15. All of my child's teachers help me to understand my child's progress.	Fort Calhoun High School	Average Score	37	25.17%	89	60.54%	9	6.12%	9	6.12%	2	1.36%	1	0.68%	147	100%
		4.0	37	25.17%	89	60.54%	9	6.12%	9	6.12%	2	1.36%	1	0.68%	147	100%
	Total	37	25.17%	89	60.54%	9	6.12%	9	6.12%	2	1.36%	1	0.68%	147	100%	
16. All of my child's teachers keep me informed regularly of how my child is being graded.	Fort Calhoun High School	Average Score	31	21.09%	76	51.7%	17	11.56%	18	12.24%	5	3.4%	0	0%	147	100%
		3.75	31	21.09%	76	51.7%	17	11.56%	18	12.24%	5	3.4%	0	0%	147	100%
	Total	31	21.09%	76	51.7%	17	11.56%	18	12.24%	5	3.4%	0	0%	147	100%	
17. All of my child's teachers report on my child's progress in easy to understand language.	Fort Calhoun High School	Average Score	39	26.53%	84	57.14%	12	8.16%	11	7.48%	1	0.68%	0	0%	147	100%
		4.01	39	26.53%	84	57.14%	12	8.16%	11	7.48%	1	0.68%	0	0%	147	100%
	Total	39	26.53%	84	57.14%	12	8.16%	11	7.48%	1	0.68%	0	0%	147	100%	
18. My child sees a relationship between what is being taught and his/her everyday life.	Fort Calhoun High School	Average Score	10	6.8%	83	56.46%	34	23.13%	17	11.56%	3	2.04%	0	0%	147	100%
		3.54	10	6.8%	83	56.46%	34	23.13%	17	11.56%	3	2.04%	0	0%	147	100%
	Total	10	6.8%	83	56.46%	34	23.13%	17	11.56%	3	2.04%	0	0%	147	100%	
19. My child knows the expectations for learning in all classes.	Fort Calhoun High School	Average Score	33	22.45%	95	64.63%	10	6.8%	9	6.12%	0	0%	0	0%	147	100%
		4.03	33	22.45%	95	64.63%	10	6.8%	9	6.12%	0	0%	0	0%	147	100%
	Total	33	22.45%	95	64.63%	10	6.8%	9	6.12%	0	0%	0	0%	147	100%	
20. My child has at least one adult advocate in the school.	Fort Calhoun High School	Average Score	47	31.97%	79	53.74%	14	9.52%	4	2.72%	2	1.36%	1	0.68%	147	100%
		4.1	47	31.97%	79	53.74%	14	9.52%	4	2.72%	2	1.36%	1	0.68%	147	100%
	Total	47	31.97%	79	53.74%	14	9.52%	4	2.72%	2	1.36%	1	0.68%	147	100%	
21. My child is given multiple assessments to measure his/her understanding of what was taught.	Fort Calhoun High School	Average Score	27	18.37%	85	57.82%	22	14.97%	10	6.8%	2	1.36%	1	0.68%	147	100%
		3.83	27	18.37%	85	57.82%	22	14.97%	10	6.8%	2	1.36%	1	0.68%	147	100%
	Total	27	18.37%	85	57.82%	22	14.97%	10	6.8%	2	1.36%	1	0.68%	147	100%	

Question / Institution			Strongly Agree		Agree		Neutral		Disagree		Strongly Disagree		Not Applicable		Total	
			#	%	#	%	#	%	#	%	#	%	#	%	#	%
22. My child has up-to-date computers and other technology to learn.	Fort Calhoun High School	Average Score	77	52.38%	59	40.14%	9	6.12%	2	1.36%	0	0%	0	0%	147	100%
		4.44	77	52.38%	59	40.14%	9	6.12%	2	1.36%	0	0%	0	0%	147	100%
	Total	77	52.38%	59	40.14%	9	6.12%	2	1.36%	0	0%	0	0%	147	100%	
23. My child has access to support services based on his/her identified needs.	Fort Calhoun High School	Average Score	38	25.85%	83	56.46%	13	8.84%	8	5.44%	1	0.68%	4	2.72%	147	100%
		3.93	38	25.85%	83	56.46%	13	8.84%	8	5.44%	1	0.68%	4	2.72%	147	100%
	Total	38	25.85%	83	56.46%	13	8.84%	8	5.44%	1	0.68%	4	2.72%	147	100%	
Total			465	22.59%	1,126	54.71%	263	12.78%	165	8.02%	30	1.46%	9	0.44%	2,058	100%

Section: Resources and Support Systems

Question / Institution			Strongly Agree		Agree		Neutral		Disagree		Strongly Disagree		Total	
			#	%	#	%	#	%	#	%	#	%	#	%
24. Our school provides qualified staff members to support student learning.	Fort Calhoun High School	Average Score	37	25.17%	85	57.82%	17	11.56%	5	3.4%	3	2.04%	147	100%
		4.01	37	25.17%	85	57.82%	17	11.56%	5	3.4%	3	2.04%	147	100%
	Total	37	25.17%	85	57.82%	17	11.56%	5	3.4%	3	2.04%	147	100%	
25. Our school provides an adequate supply of learning resources that are current and in good condition.	Fort Calhoun High School	Average Score	35	23.81%	80	54.42%	27	18.37%	3	2.04%	2	1.36%	147	100%
		3.97	35	23.81%	80	54.42%	27	18.37%	3	2.04%	2	1.36%	147	100%
	Total	35	23.81%	80	54.42%	27	18.37%	3	2.04%	2	1.36%	147	100%	
26. Our school provides a safe learning environment.	Fort Calhoun High School	Average Score	54	36.73%	70	47.62%	17	11.56%	5	3.4%	1	0.68%	147	100%
		4.16	54	36.73%	70	47.62%	17	11.56%	5	3.4%	1	0.68%	147	100%
	Total	54	36.73%	70	47.62%	17	11.56%	5	3.4%	1	0.68%	147	100%	
27. Our school provides students with access to a variety of information resources to support their learning.	Fort Calhoun High School	Average Score	40	27.21%	85	57.82%	15	10.2%	5	3.4%	2	1.36%	147	100%
		4.06	40	27.21%	85	57.82%	15	10.2%	5	3.4%	2	1.36%	147	100%
	Total	40	27.21%	85	57.82%	15	10.2%	5	3.4%	2	1.36%	147	100%	

Question / Institution			Strongly Agree		Agree		Neutral		Disagree		Strongly Disagree		Total	
			#	%	#	%	#	%	#	%	#	%	#	%
28. Our school provides excellent support services (e.g., counseling, and/or career planning).	Fort Calhoun High School	Average Score	41	27.89%	69	46.94%	24	16.33%	9	6.12%	4	2.72%	147	100%
		3.91	41	27.89%	69	46.94%	24	16.33%	9	6.12%	4	2.72%	147	100%
	Total	41	27.89%	69	46.94%	24	16.33%	9	6.12%	4	2.72%	147	100%	
29. Our school provides opportunities for students to participate in activities that interest them.	Fort Calhoun High School	Average Score	54	36.73%	72	48.98%	15	10.2%	5	3.4%	1	0.68%	147	100%
		4.18	54	36.73%	72	48.98%	15	10.2%	5	3.4%	1	0.68%	147	100%
	Total	54	36.73%	72	48.98%	15	10.2%	5	3.4%	1	0.68%	147	100%	
30. Our school ensures that the facilities support student learning.	Fort Calhoun High School	Average Score	38	25.85%	74	50.34%	25	17.01%	8	5.44%	2	1.36%	147	100%
		3.94	38	25.85%	74	50.34%	25	17.01%	8	5.44%	2	1.36%	147	100%
	Total	38	25.85%	74	50.34%	25	17.01%	8	5.44%	2	1.36%	147	100%	
31. Our school ensures the effective use of financial resources.	Fort Calhoun High School	Average Score	33	22.45%	77	52.38%	29	19.73%	7	4.76%	1	0.68%	147	100%
		3.91	33	22.45%	77	52.38%	29	19.73%	7	4.76%	1	0.68%	147	100%
	Total	33	22.45%	77	52.38%	29	19.73%	7	4.76%	1	0.68%	147	100%	
32. Our school ensures that instructional time is protected and interruptions are minimized.	Fort Calhoun High School	Average Score	26	17.69%	80	54.42%	37	25.17%	3	2.04%	1	0.68%	147	100%
		3.86	26	17.69%	80	54.42%	37	25.17%	3	2.04%	1	0.68%	147	100%
	Total	26	17.69%	80	54.42%	37	25.17%	3	2.04%	1	0.68%	147	100%	
Total			358	27.06%	692	52.31%	206	15.57%	50	3.78%	17	1.28%	1,323	100%

Section: Using Results for Continuous Improvement

Question / Institution			Strongly Agree		Agree		Neutral		Disagree		Strongly Disagree		Not Applicable		Total	
			#	%	#	%	#	%	#	%	#	%	#	%	#	%
33. Our school ensures that all staff members monitor and report the achievement of school goals.	Fort Calhoun High School	Average Score	30	20.55%	80	54.79%	31	21.23%	4	2.74%	1	0.68%	0	0%	146	100%
		3.92	30	20.55%	80	54.79%	31	21.23%	4	2.74%	1	0.68%	0	0%	146	100%
	Total	30	20.55%	80	54.79%	31	21.23%	4	2.74%	1	0.68%	0	0%	146	100%	

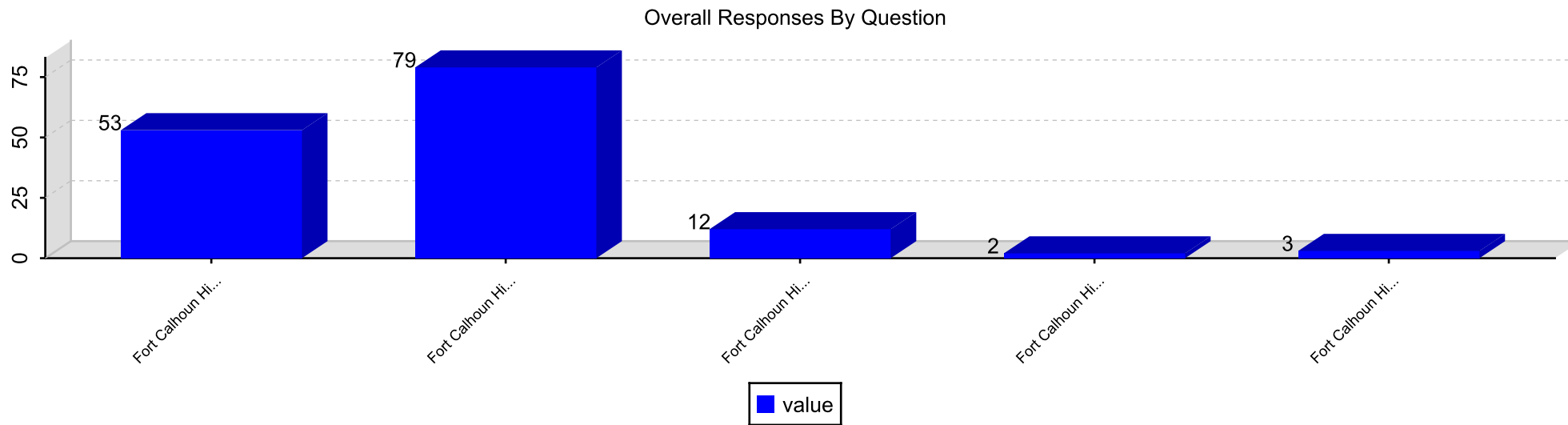
Question / Institution			Strongly Agree		Agree		Neutral		Disagree		Strongly Disagree		Not Applicable		Total	
			#	%	#	%	#	%	#	%	#	%	#	%	#	%
34. My child is prepared for success in the next school year.	Fort Calhoun High School	Average Score	34	23.29%	82	56.16%	21	14.38%	7	4.79%	2	1.37%	0	0%	146	100%
		3.95	34	23.29%	82	56.16%	21	14.38%	7	4.79%	2	1.37%	0	0%	146	100%
	Total	34	23.29%	82	56.16%	21	14.38%	7	4.79%	2	1.37%	0	0%	146	100%	
35. My child has administrators and teachers that monitor and inform me of his/her learning progress.	Fort Calhoun High School	Average Score	40	27.4%	76	52.05%	16	10.96%	9	6.16%	4	2.74%	1	0.68%	146	100%
		3.93	40	27.4%	76	52.05%	16	10.96%	9	6.16%	4	2.74%	1	0.68%	146	100%
	Total	40	27.4%	76	52.05%	16	10.96%	9	6.16%	4	2.74%	1	0.68%	146	100%	
Total			104	23.74%	238	54.34%	68	15.53%	20	4.57%	7	1.6%	1	0.23%	438	100%

**Responses By Section and Question**

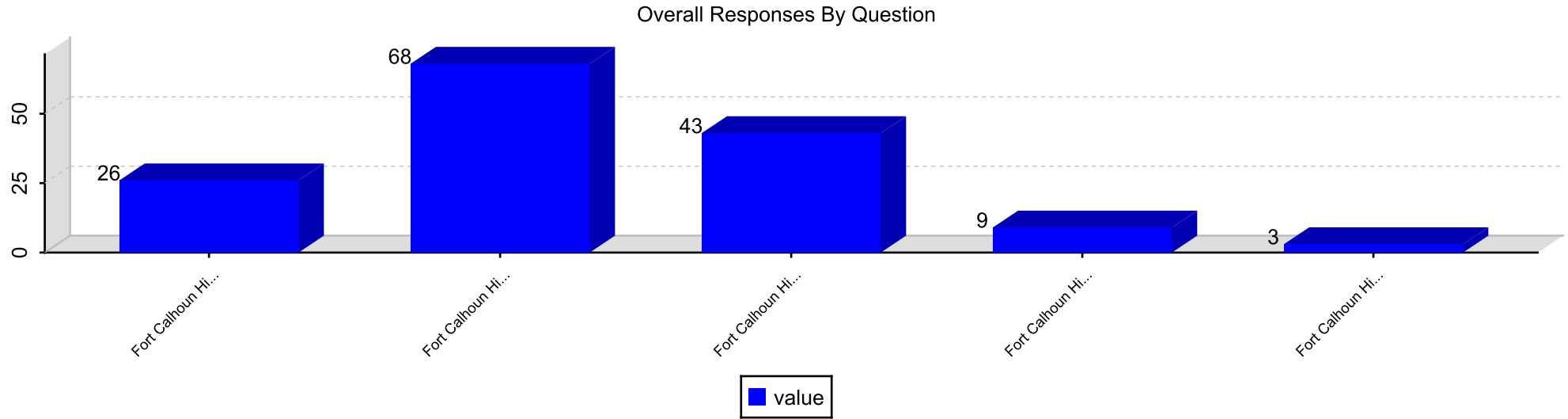
Section: Purpose and Direction

**Responses By Question**

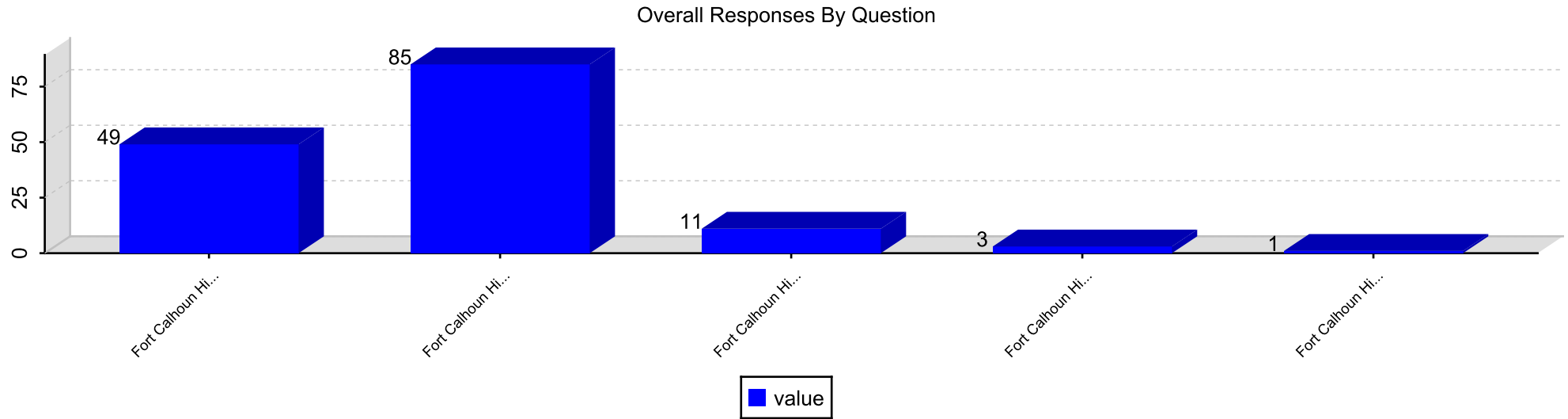
Question 1. Our school's purpose statement is clearly focused on student success.



Question 2. Our school's purpose statement is formally reviewed and revised with involvement from parents.



Question 3. Our school has established goals and a plan for improving student learning.

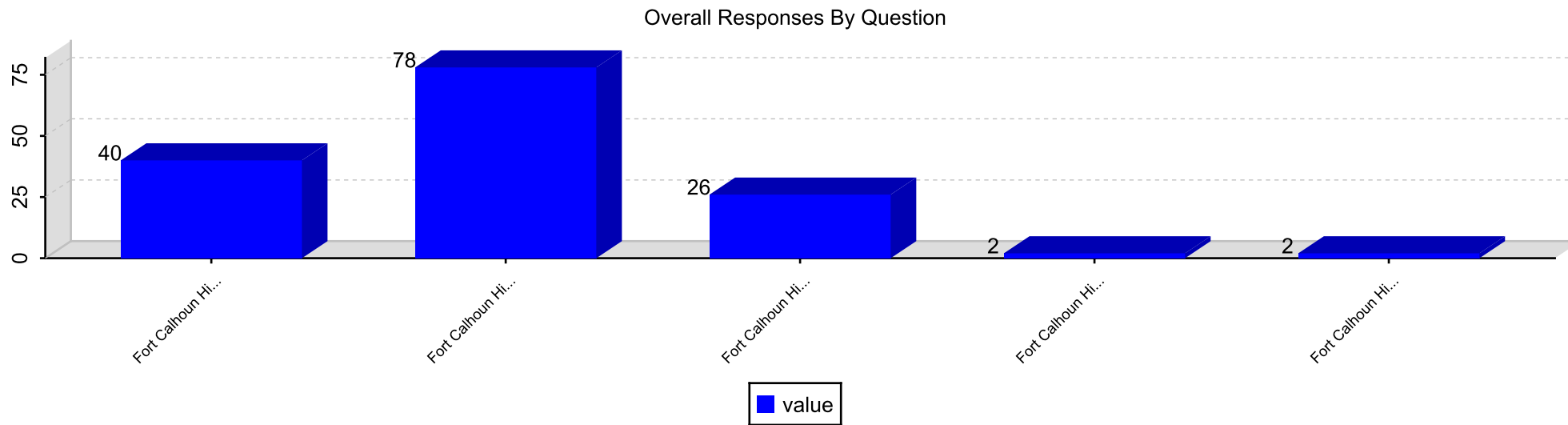




Section: Governance and Leadership

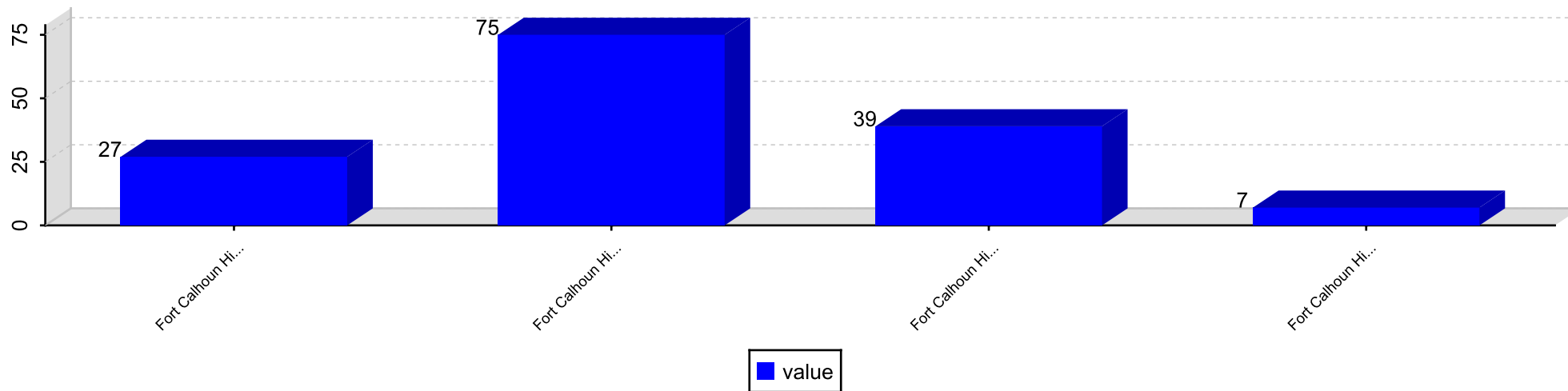
Responses By Question

Question 4. Our school's governing body operates responsibly and functions effectively.



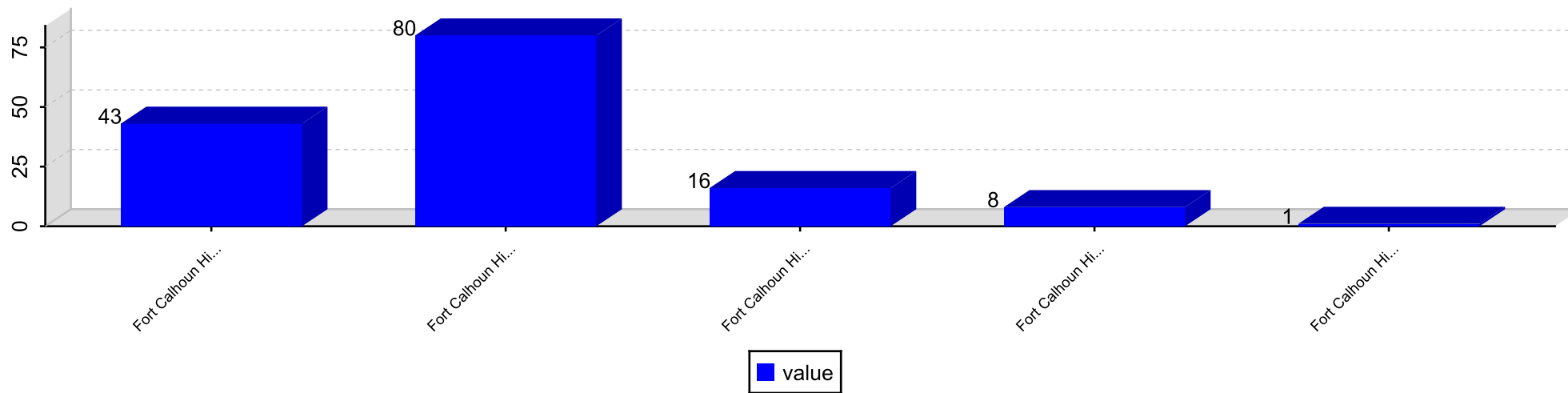
Question 5. Our school's governing body does not interfere with the operation or leadership of our school.

Overall Responses By Question

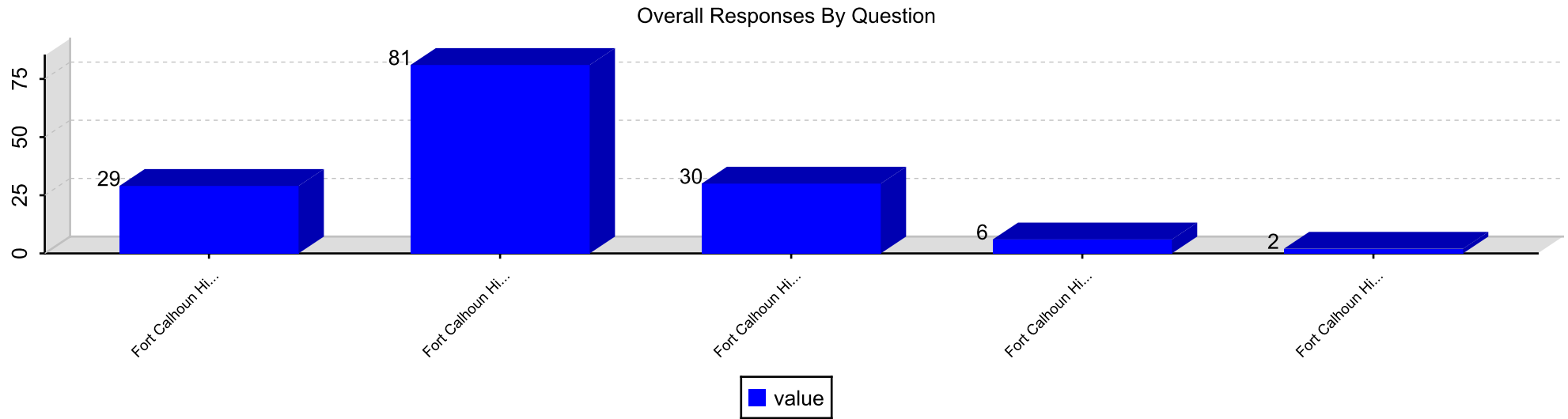


Question 6. Our school has high expectations for students in all classes.

Overall Responses By Question

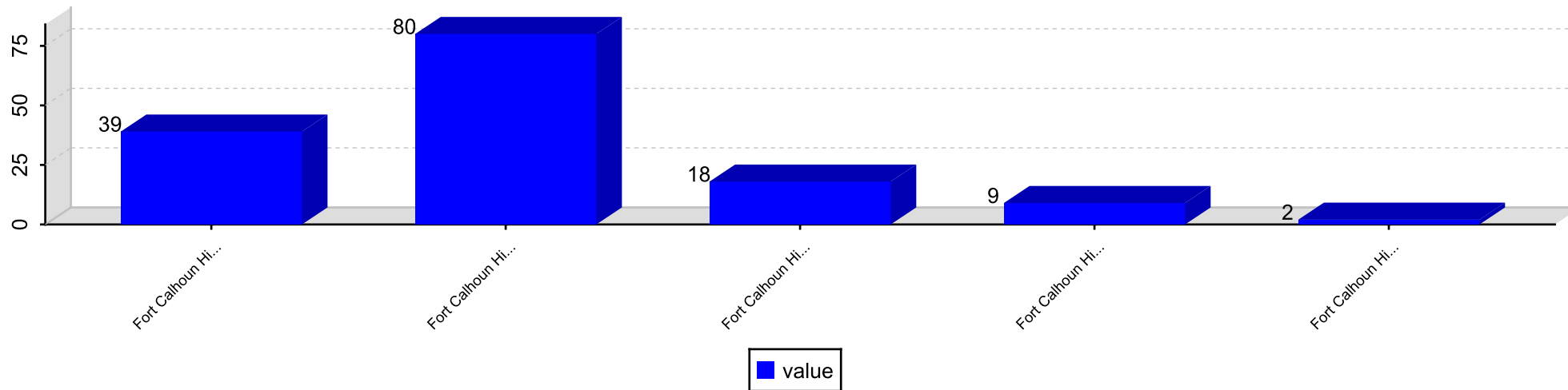


Question 7. Our school shares responsibility for student learning with its stakeholders.



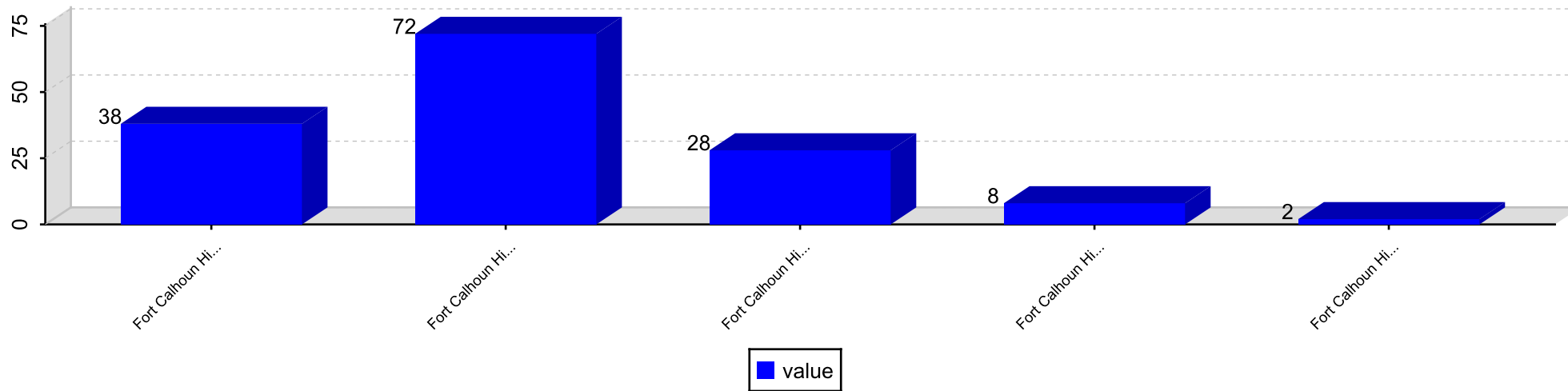
Question 8. Our school communicates effectively about the school's goals and activities.

Overall Responses By Question



Question 9. Our school provides opportunities for stakeholders to be involved in the school.

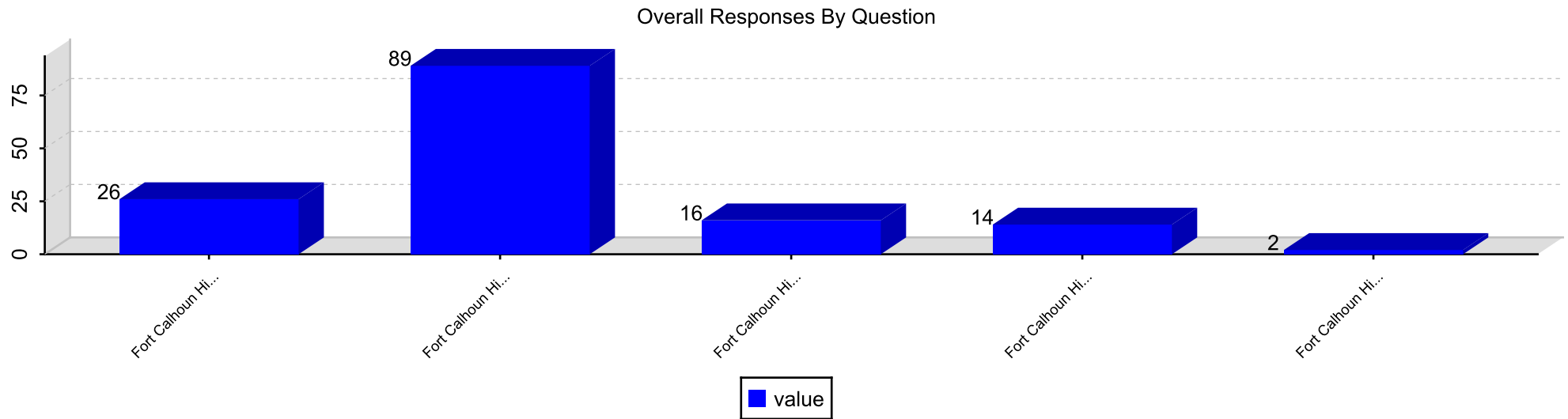
Overall Responses By Question



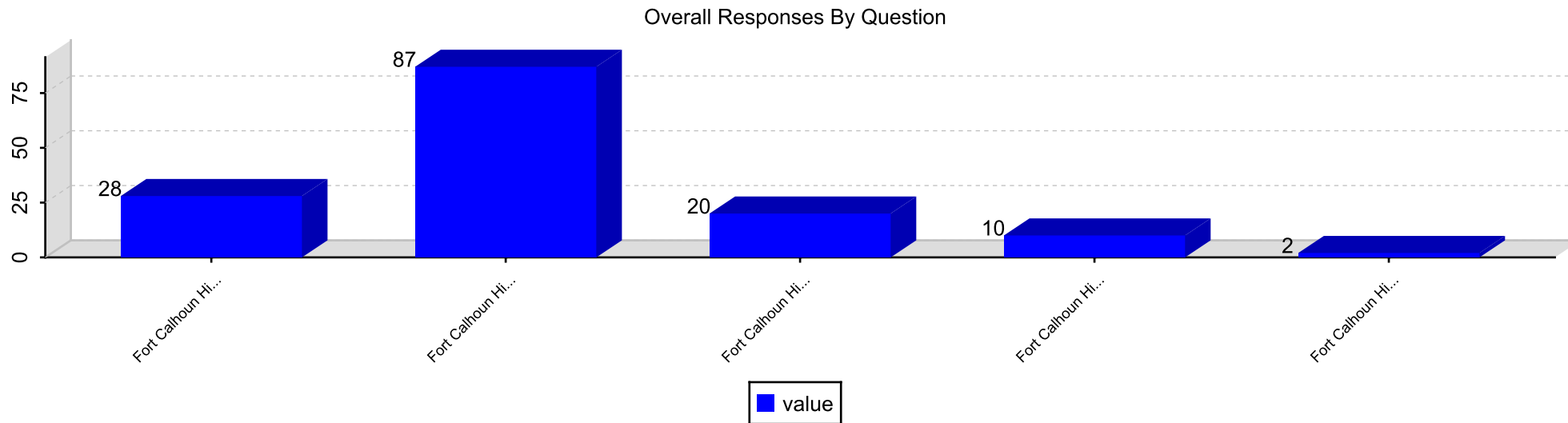
Section: Teaching and Assessing for Learning

**Responses By Question**

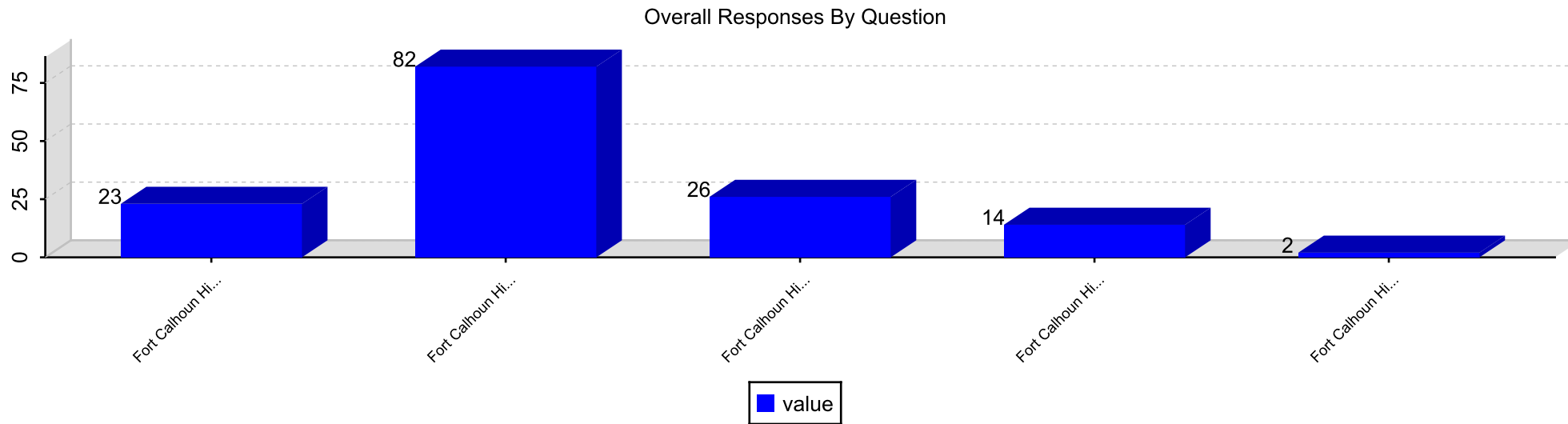
Question 10. All of my child's teachers provide an equitable curriculum that meets his/her learning needs.



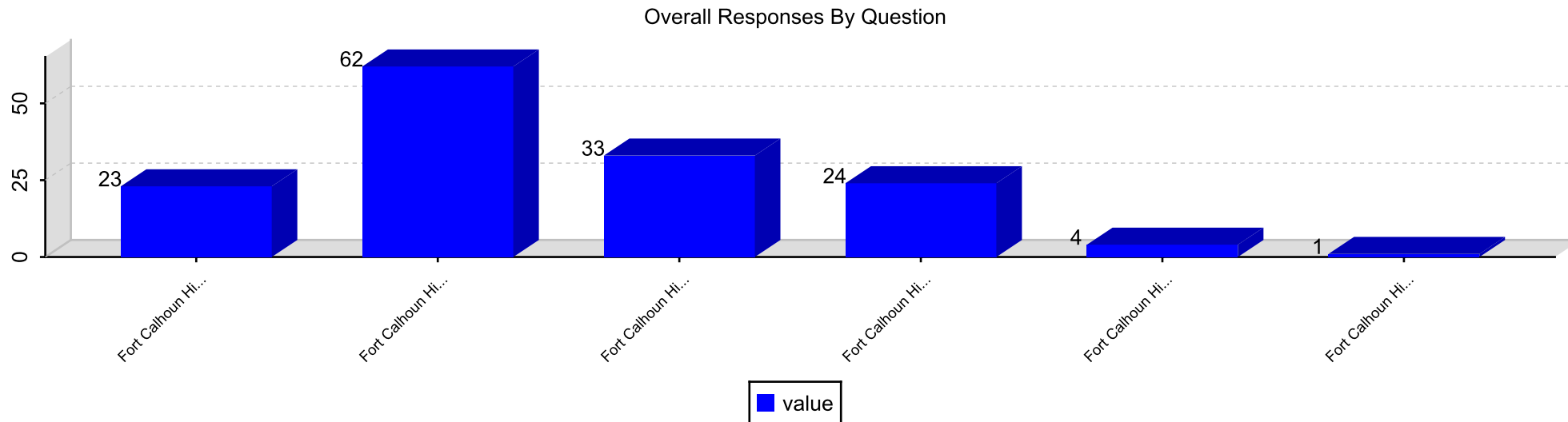
Question 11. All of my child's teachers give work that challenges my child.



Question 12. All of my child's teachers use a variety of teaching strategies and learning activities.

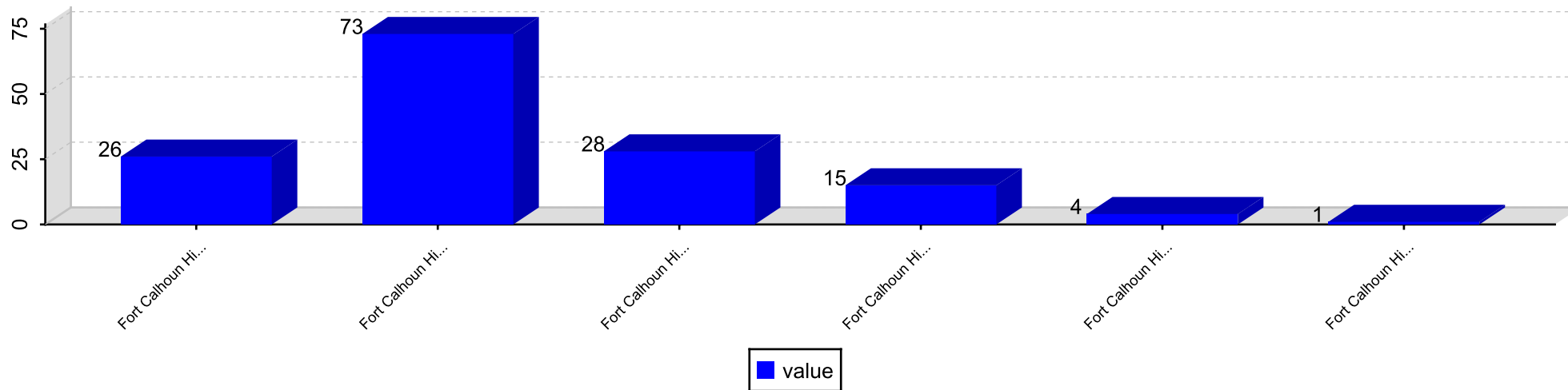


Question 13. All of my child's teachers meet his/her learning needs by individualizing instruction.



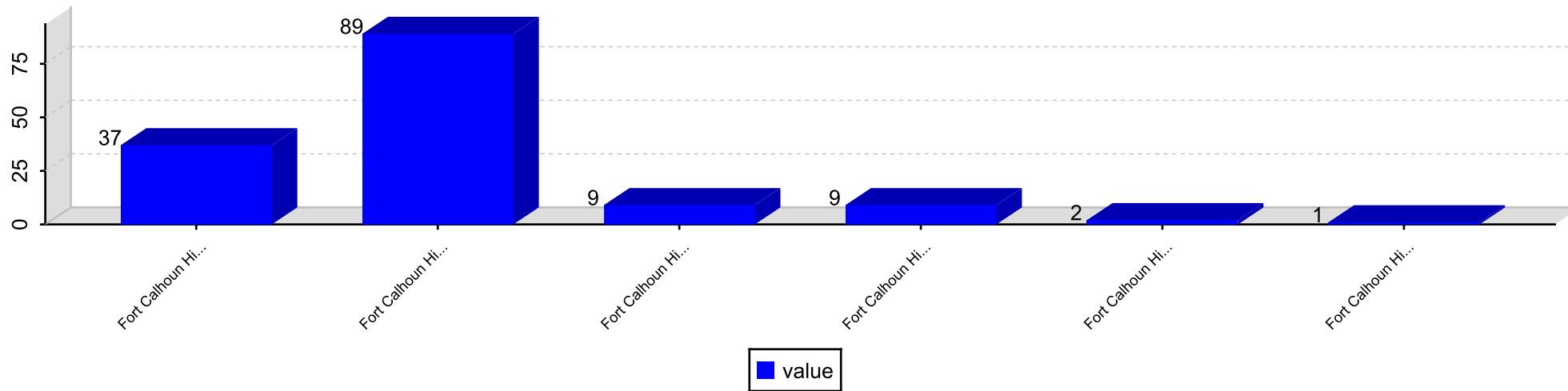
Question 14. All of my child's teachers work as a team to help my child learn.

Overall Responses By Question



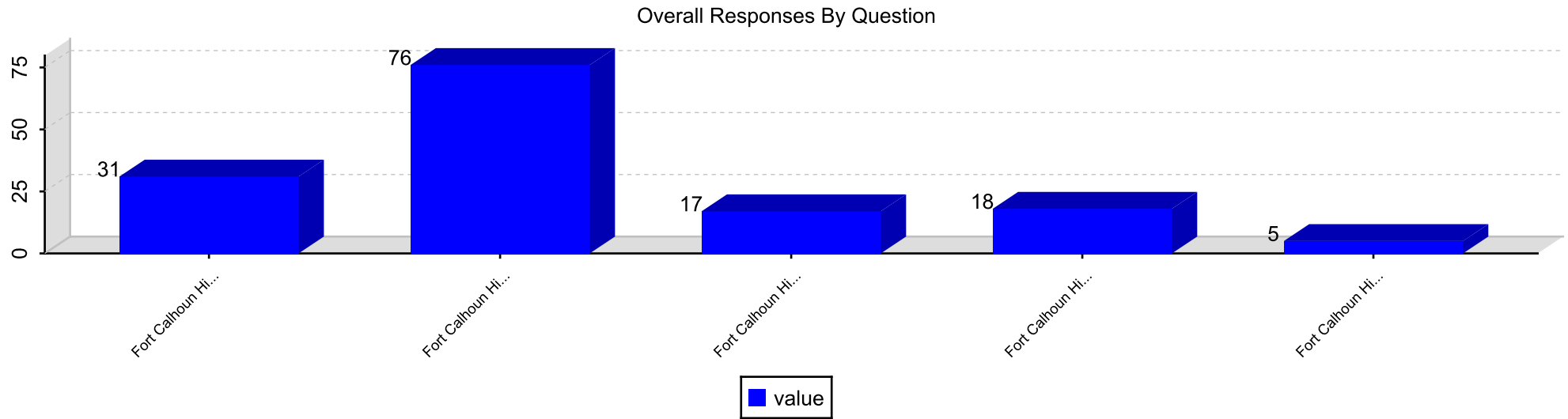
Question 15. All of my child's teachers help me to understand my child's progress.

Overall Responses By Question



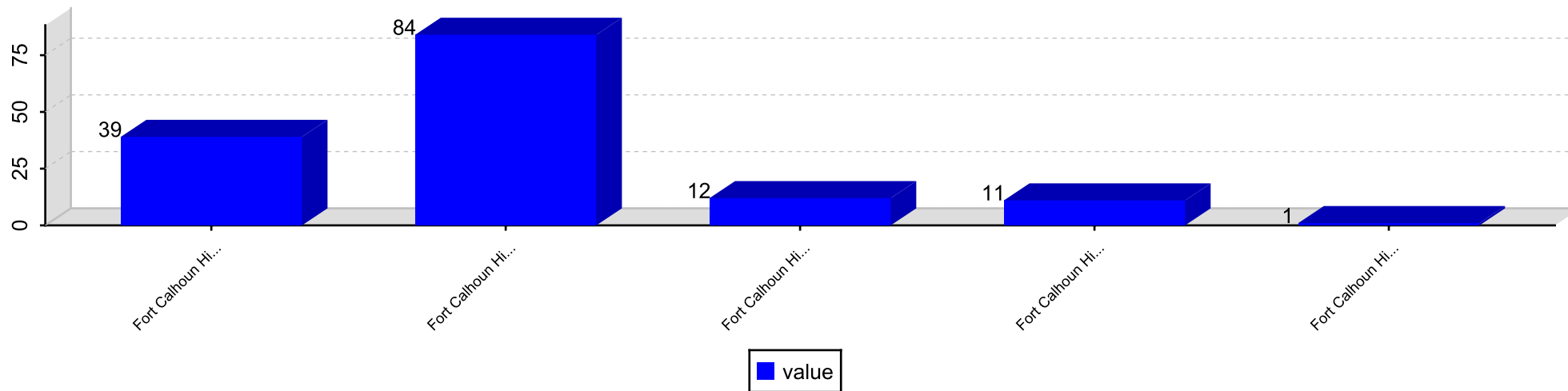


Question 16. All of my child's teachers keep me informed regularly of how my child is being graded.



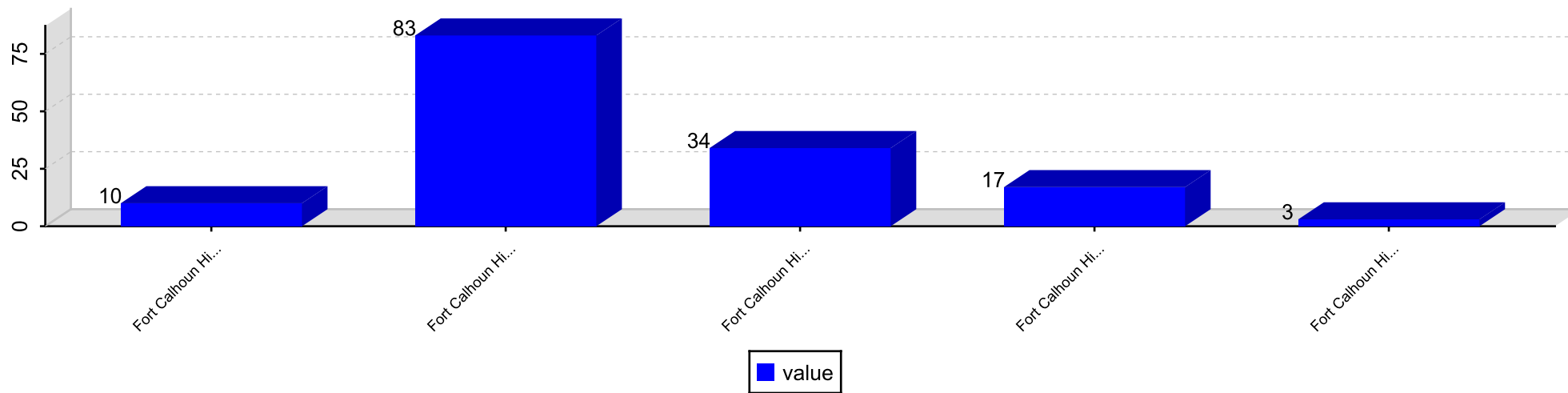
Question 17. All of my child's teachers report on my child's progress in easy to understand language.

Overall Responses By Question

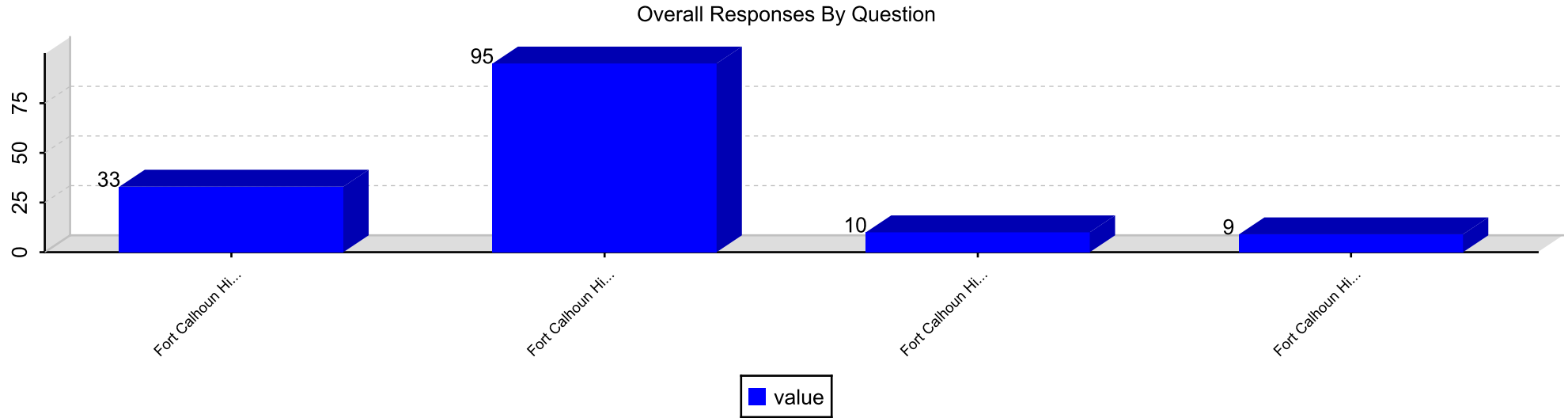


Question 18. My child sees a relationship between what is being taught and his/her everyday life.

Overall Responses By Question

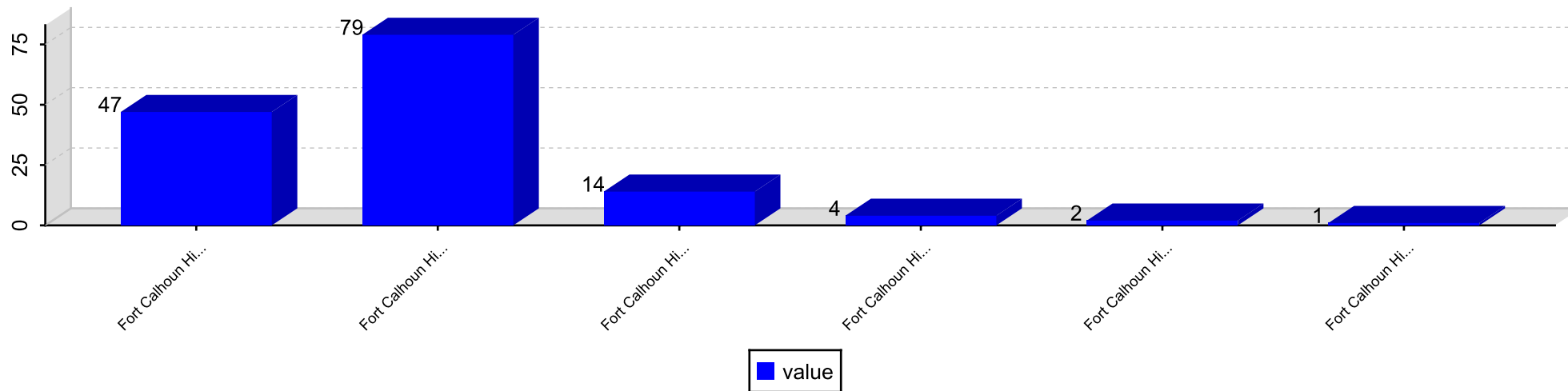


Question 19. My child knows the expectations for learning in all classes.



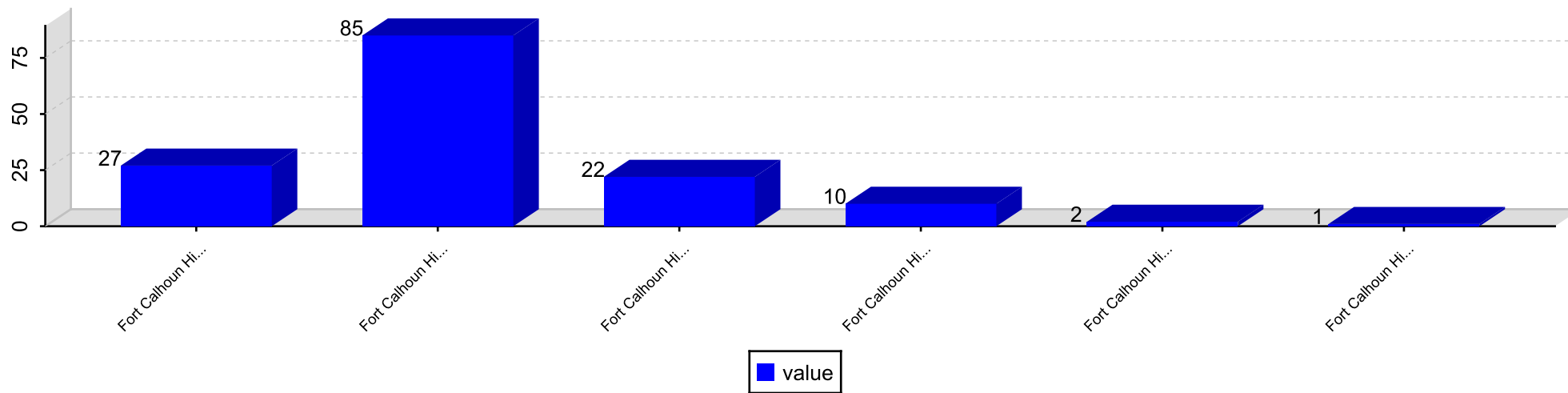
Question 20. My child has at least one adult advocate in the school.

Overall Responses By Question

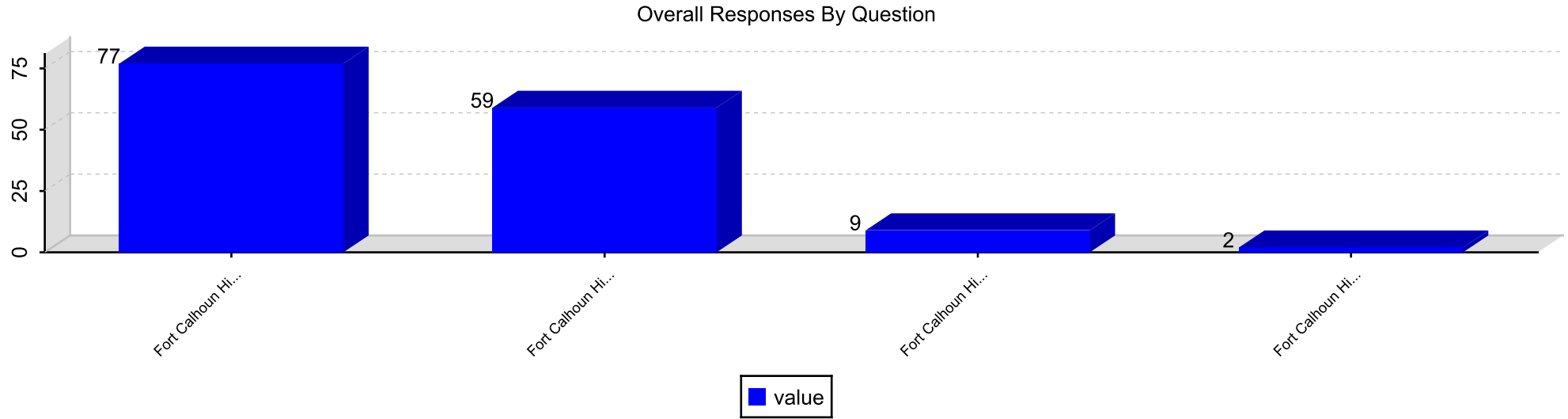


Question 21. My child is given multiple assessments to measure his/her understanding of what was taught.

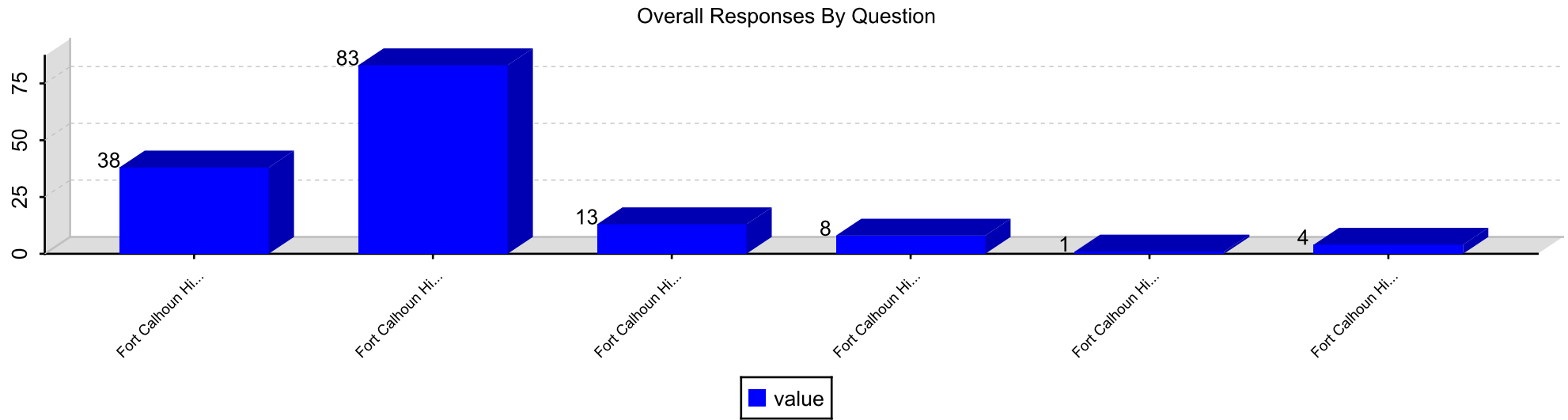
Overall Responses By Question



Question 22. My child has up-to-date computers and other technology to learn.



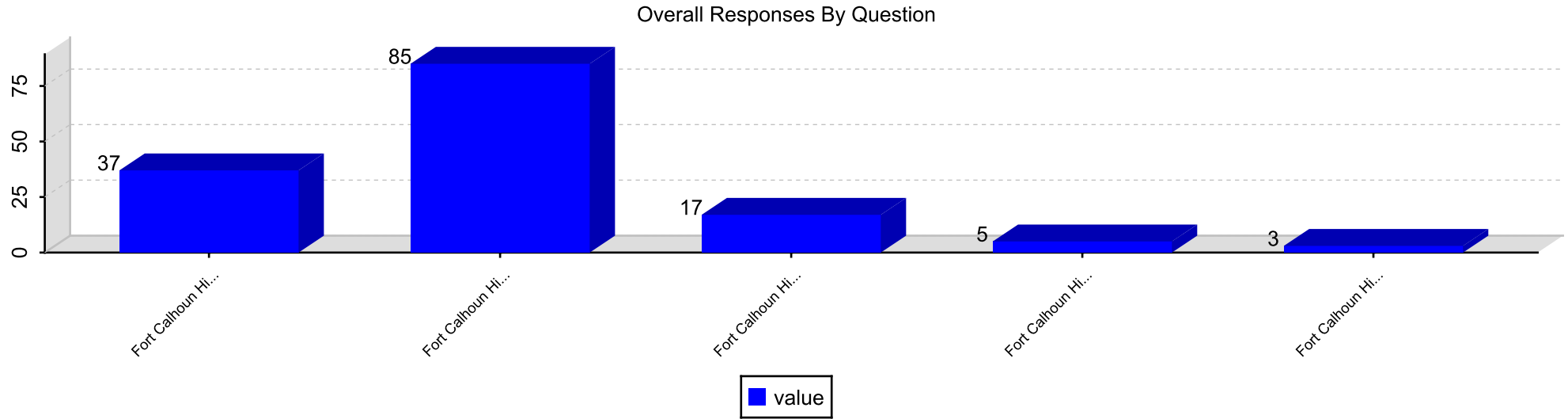
Question 23. My child has access to support services based on his/her identified needs.



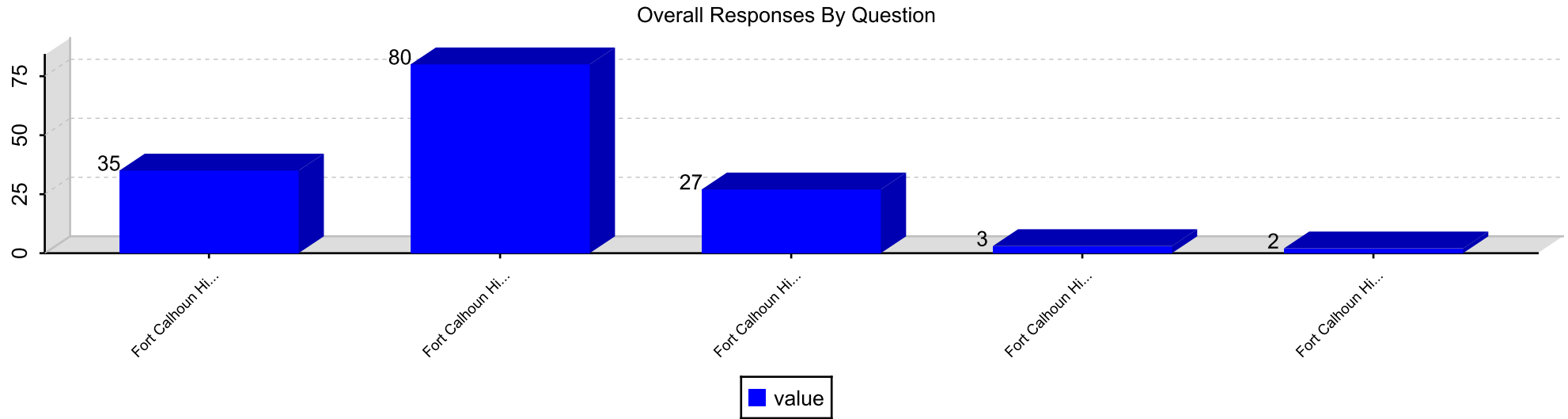
Section: Resources and Support Systems

**Responses By Question**

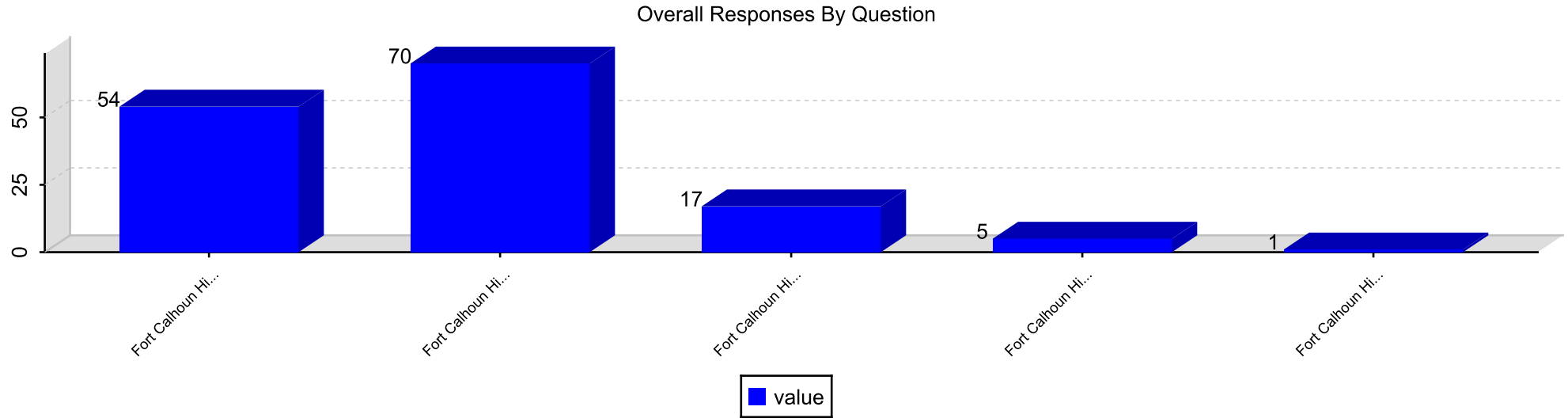
Question 24. Our school provides qualified staff members to support student learning.



Question 25. Our school provides an adequate supply of learning resources that are current and in good condition.



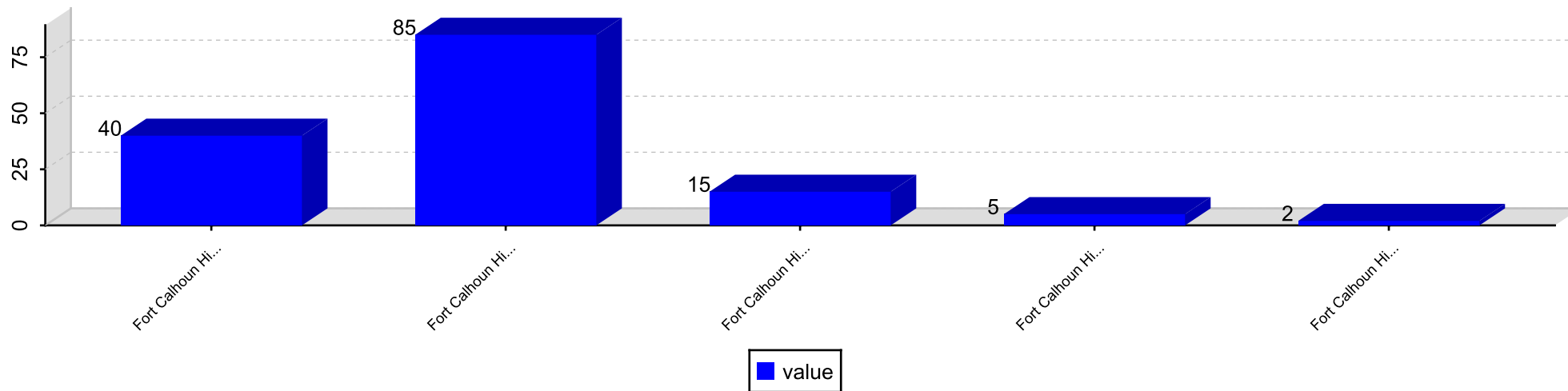
Question 26. Our school provides a safe learning environment.



Question 27. Our school provides students with access to a variety of information resources to support their learning.

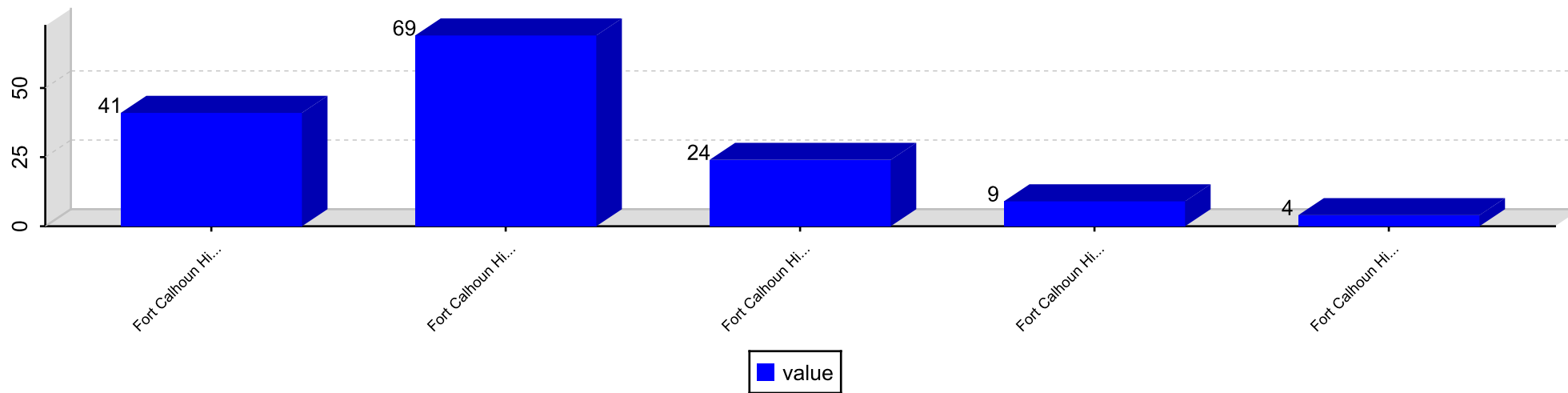


Overall Responses By Question

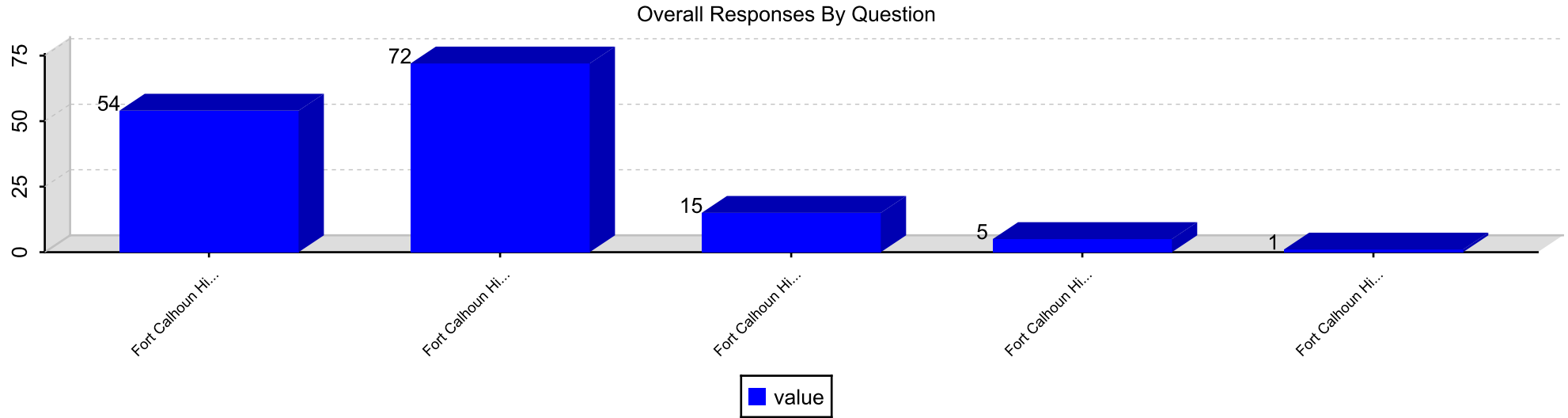


Question 28. Our school provides excellent support services (e.g., counseling, and/or career planning).

Overall Responses By Question

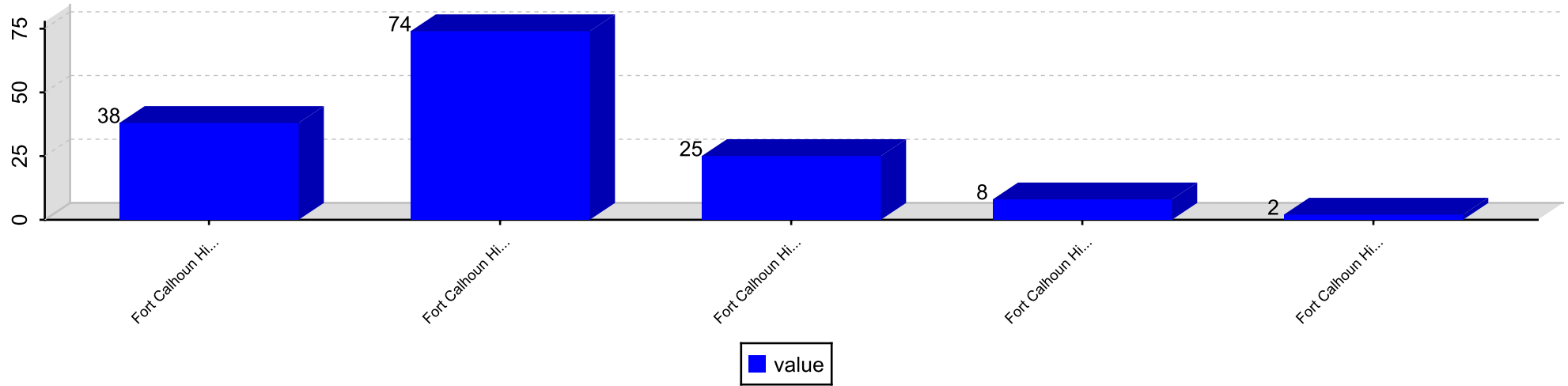


Question 29. Our school provides opportunities for students to participate in activities that interest them.



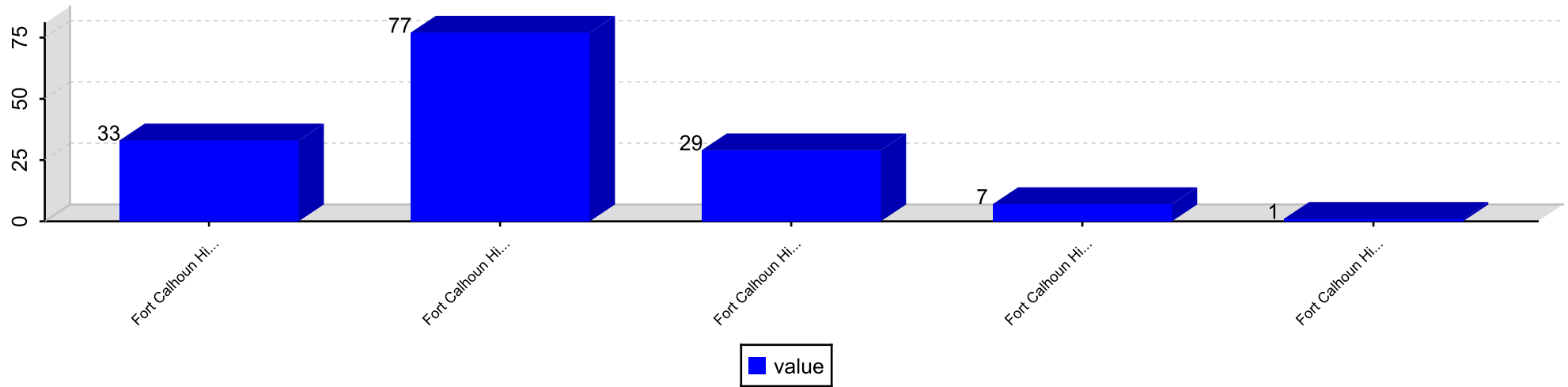
Question 30. Our school ensures that the facilities support student learning.

Overall Responses By Question

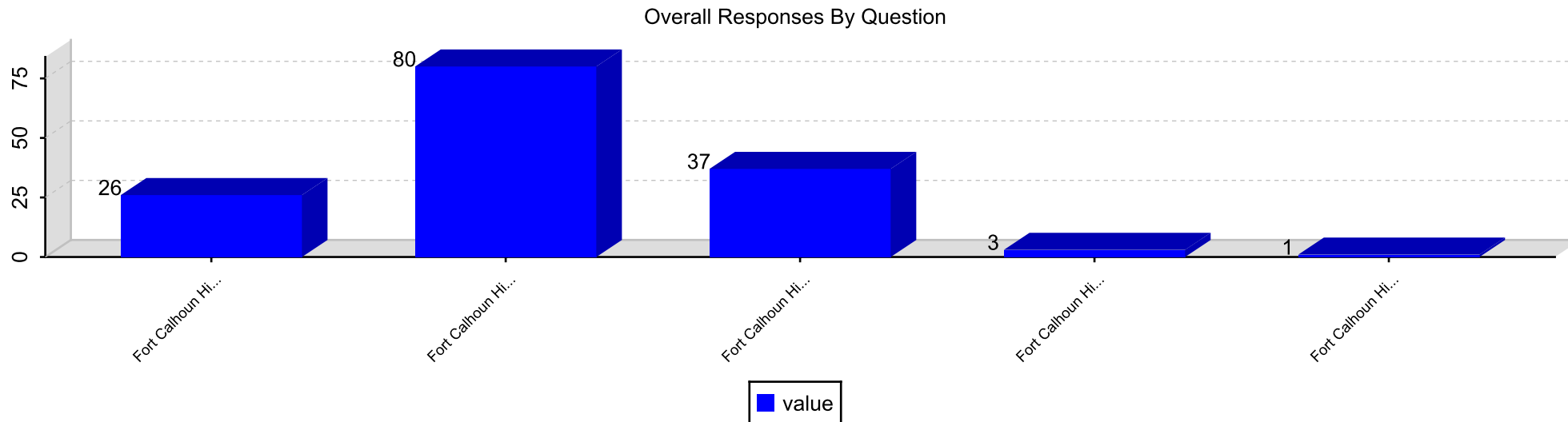


Question 31. Our school ensures the effective use of financial resources.

Overall Responses By Question



Question 32. Our school ensures that instructional time is protected and interruptions are minimized.

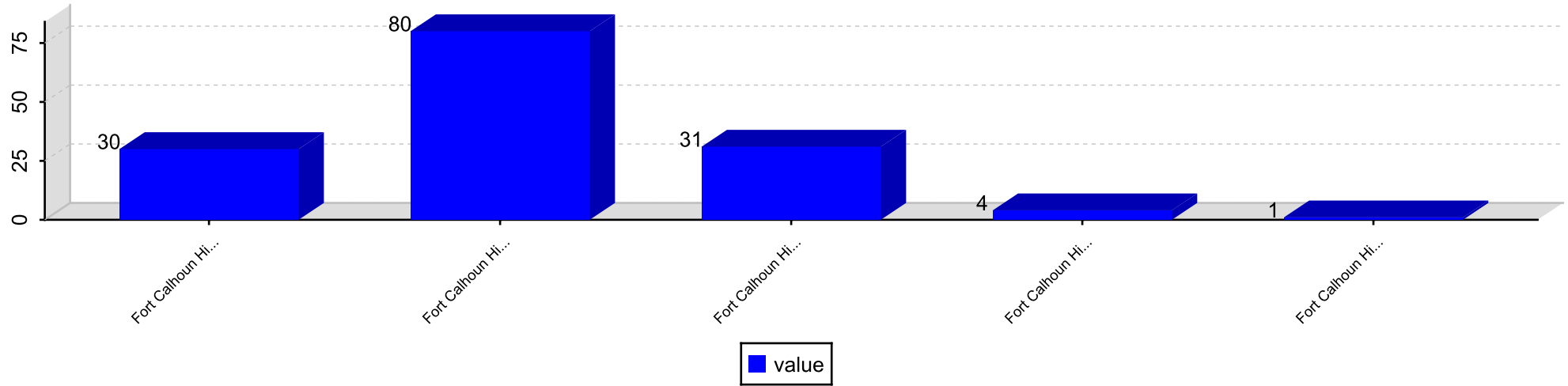


Section: Using Results for Continuous Improvement

**Responses By Question**

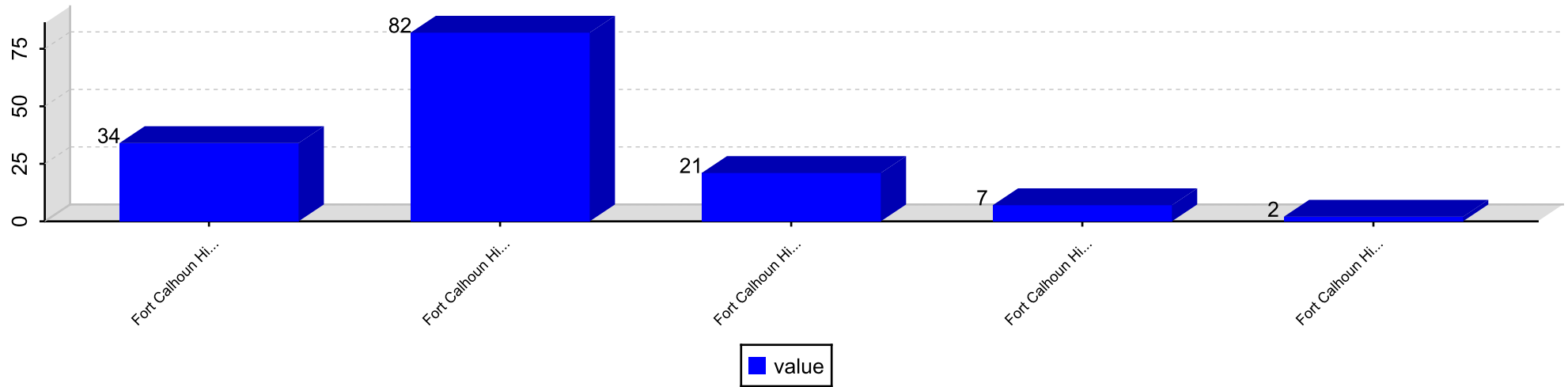
Question 33. Our school ensures that all staff members monitor and report the achievement of school goals.

Overall Responses By Question



Question 34. My child is prepared for success in the next school year.

Overall Responses By Question



Question 35. My child has administrators and teachers that monitor and inform me of his/her learning progress.

